
STATISTICAL REPORT OF KENTUCKY PUBLIC LIBRARIES

FISCAL YEAR 2004 - 2005

Department for Libraries and Archives

An agency of the Education Cabinet

2006

Field Services Division Publication

Serving Kentucky's Need To Know



STATISTICAL REPORT OF KENTUCKY PUBLIC LIBRARIES

FISCAL YEAR 2004 - 2005

Compiled and edited by:

Jay Bank

Department for Libraries and Archives

An agency of the Education Cabinet

2006

Field Services Division Publication

P.O. Box 537

Frankfort Kentucky 40602-0537



Printed with 100% Library Services and Technology Act Funds



This publication is supported by the Institute of Museum and Library Services under the provisions of the Library Services and Technology Act as administered by the Kentucky Department for Libraries and Archives.

The Kentucky Department for Libraries and Archives does not discriminate on the basis of race, color, national origin, sex, religion, age, or disability in employment or the provision of services. This publication will be made available in alternative format upon request

CONTENTS

| | |
|--|----|
| ➤ Introduction | i |
| ➤ Summary of Kentucky Public Library Statistics, 2004-2005 | 1 |
| ➤ Top Ten List of Per Capita Statistics, by Kentucky County | 5 |
| ➤ Kentucky Public Library Statistics, 2004-2005 | 9 |
| ➤ Selected Statistics by Kentucky County Population, 2004-2005 | 41 |
| ➤ Glossary | 57 |
| ➤ Cross Index of County and Data Item, by Page Number | 60 |
| ➤ Libraries Compared With ??? | 63 |
| ➤ Special Statistical Comparisons and Rankings, 2004-2005 | 67 |
| ➤ Web Links to Public Library Statistics and Resources | 79 |

INTRODUCTION

The Statistical Report of Kentucky Public Libraries, Fiscal Year 2004-2005 contains information taken from the Annual Report of Public Libraries. The statistical report is separated into nine sections:

- A summary of library statistics for the most recent year, and comparisons with the three prior years.
- A series of charts listing the top counties in various per capita library measures.
- County by county library statistics in 77 categories.
- A select group of statistics arranged in order of county population. Counties are also ranked in the selected statistics section.
- A glossary of terms used.
- The cross-index of county and item number by page number allows a quick means to locate a county statistic.
- **NEW! Library Computers vs. Bar-B.Q Chicken in Owensboro, Library Directors' vs. Teachers' Salaries, Registered Borrowers vs. Registered Voters, and more. See pages 63-66.**
- **NEW! A special section of statistics offered for the first time, including county ranks. Please check out these new ways to measure your library, on pages 67 to 78.**
- **NEW! A list of recommended links to web sites devoted to public library statistics is on page 79.**

Please forward your comments or ideas on making the *Statistical Report* a more user-friendly tool. Address e-mail to: jay.bank@ky.gov or send correspondence to:

Jay Bank
Statistical Report/ Field Services
Kentucky Department for Libraries and Archives
300 Coffee Tree Road
P.O. Box 537
Frankfort, KY 40602-0537

(859) 273-5889 or (502) 564-8300, x263 (Wednesdays)

Summary of Statistics

| Item # | 2003 | 2004 | 2005 | % Change 2002-2003 | % Change 2003-2004 | % Change 2004-2005 |
|--|--------------|---------------|----------------------|-----------------------|-----------------------|-----------------------|
| Population | 4,092,891 | 4,117,827 | 4,145,922 | 1.2% | 0.6% | 0.7% |
| Sources of All Revenue | | | | | | |
| 1 Local Government | \$82,145,533 | \$90,962,801 | \$100,560,866 | 9.5% | 10.7% | 10.6% |
| 2 State Government | \$4,341,303 | \$4,354,612 | \$4,855,088 | 9.4% | 0.3% | 11.5% |
| 3 Federal Government | \$693,851 | \$1,031,354 | \$1,088,922 | 52.3% | 48.6% | 5.6% |
| 4 Other Revenue | \$7,341,337 | \$6,597,941 | \$6,160,146 | -7.1% | -10.1% | -6.6% |
| 5 Total Operating Revenue | \$94,522,024 | \$102,946,708 | \$112,665,022 | 8.3% | 8.9% | 9.4% |
| 6 <i>Library Operating Revenue, Per Capita</i> | \$23.09 | \$25.00 | \$27.17 | | | |
| 26 Capital Revenue | \$16,031,382 | \$12,071,648 | \$8,116,513 | 21.8% | -24.7% | -32.8% |
| Expenditures | | | | | | |
| 7 Budget Expenditures | \$84,778,419 | \$86,409,259 | \$91,097,508 | -5.5% | 1.9% | 5.4% |
| 8 <i>Per Capita Expenditures</i> | \$20.71 | \$20.98 | \$21.97 | | | |
| 25 Capital Expenditures | --- | \$4,801,909 | \$15,680,572 | --- | --- | 226.5% |
| Salary Expenditures | | | | | | |
| 9 Director | \$4,182,954 | \$4,374,391 | \$4,548,120 | 4.5% | 4.6% | 4.0% |
| 10 Total Salaries | \$38,145,469 | \$40,978,457 | \$43,220,746 | 8.3% | 7.4% | 5.5% |
| 11 Fringe Benefits | \$8,436,259 | \$9,680,091 | \$10,967,712 | 10.5% | 14.7% | 13.3% |
| 12 Total Staff Expenditures | \$46,581,728 | \$50,658,548 | \$54,188,458 | 8.7% | 8.8% | 7.0% |
| <i>Salaries, % of Expenditures</i> | 54.95% | 58.63% | 59.48% | | | |
| Book and Material Expenditures | | | | | | |
| 13 Print Materials Expenditures | \$9,406,333 | \$9,516,552 | \$9,740,442 | 1.5% | 1.2% | 2.4% |
| <i>Print Materials, % of Expenditures</i> | 11.10% | 11.01% | 10.69% | | | |
| 14 Audiovisual Materials Expenditures | \$1,530,779 | \$2,243,121 | \$2,364,761 | --- | 46.5% | 5.4% |
| Electronic Materials Expenditures | \$678,547 | \$889,598 | \$837,337 | -12.1% | 31.1% | -5.9% |
| Other Materials | \$521,091 | \$785,712 | \$722,960 | --- | 50.8% | -8.0% |
| <i>Non-Print, % of Expenditures</i> | 3.2% | 4.5% | 4.3% | | | |
| 15 Total Collection Expenditures | \$12,136,750 | \$13,434,983 | \$13,665,500 | -3.1% | 10.7% | 1.7% |
| <i>Collection Expenditures/ \$ Per Capita</i> | \$2.97 | \$3.26 | \$3.30 | | | |

Summary of Statistics

| Item # | 2003 | 2004 | 2005 | % Change 2002-2003 | % Change 2003-2004 | % Change 2004-2005 |
|--|-------------------------------------|---------------|---------------|-----------------------|-----------------------|-----------------------|
| Operating Costs | | | | | | |
| 16 | \$1,679,346 | \$1,757,778 | \$1,460,646 | 2.4% | 4.7% | -16.9% |
| 17 | \$2,887,543 | \$2,616,857 | \$2,514,454 | --- | -9.4% | -3.9% |
| 18 | \$167,964 | \$178,584 | \$207,762 | 6.0% | 6.3% | 16.3% |
| 19 | \$841,071 | \$911,759 | \$980,982 | --- | 8.4% | 7.6% |
| 20 | \$19,115,759 | \$18,342,003 | \$18,917,487 | 13.6% | -4.0% | 3.1% |
| 21 | \$384,931 | \$444,671 | \$442,781 | 6.0% | 15.5% | -0.4% |
| 22 | \$2,978,434 | \$2,951,613 | \$3,261,120 | -12.0% | -0.9% | 10.5% |
| 23 | \$513,776 | \$577,441 | \$622,162 | -11.0% | 12.4% | 7.7% |
| 24 | \$22,992,900 | \$22,315,728 | \$23,243,550 | 8.7% | -2.9% | 4.2% |
| | <i>Operating, % of Expenditures</i> | <i>27.12%</i> | <i>25.83%</i> | <i>25.52%</i> | | |
| Staff, Materials, Operations Cost | | | | | | |
| | \$81,711,378 | \$86,409,259 | \$91,097,508 | 6.8% | 5.7% | 5.4% |
| Public Service Hours | | | | | | |
| 27 | 117,749 | 114,878 | 119,200 | --- | -2.4% | 3.8% |
| 28 | 605,767 | 605,732 | 618,010 | -4.3% | 0.0% | 2.0% |
| Library Buildings (square feet) | | | | | | |
| 29 | 1,441,001' | 1,483,917' | 1,486,224' | 2.8% | 3.0% | 0.2% |
| 32 | 488,859' | 503,829' | 521,261' | 9.9% | 3.1% | 3.5% |
| 33 | 1,929,860' | 1,987,746' | 2,007,485' | 4.5% | 3.0% | 1.0% |
| 30 | 74 | 74 | 77 | 1.4% | 0.0% | 4.1% |
| Bookmobiles | | | | | | |
| 31 | 88 | 86 | 84 | -8.3% | -2.3% | -2.3% |
| Meetings | | | | | | |
| 34 | 9,590 | 13,119 | 11,186 | 9.7% | 36.8% | -14.7% |
| 35 | 33,275 | 39,589 | 33,439 | 14.2% | 19.0% | -15.5% |

Summary of Statistics

| Item # | 2003 | 2004 | 2005 | % Change 2002-2003 | % Change 2003-2004 | % Change 2004-2005 |
|----------------------------------|-----------------------------------|---------------|-------------------|-----------------------|-----------------------|-----------------------|
| Library Staff (FTE) | | | | | | |
| 36 | 196.08 | 208.35 | 244.51 | 4.2% | 6.3% | 17.4% |
| 37 | 1,549.61 | 1,588.39 | 1,619.42 | 7.1% | 2.5% | 2.0% |
| 38 | 1,745.69 | 1,796.74 | 1,863.93 | 6.8% | 2.9% | 3.7% |
| Library Collection Totals | | | | | | |
| 39 | 2,214,546 | 2,270,703 | 2,439,940 | 13.3% | 2.5% | 7.5% |
| 40 | 3,046,944 | 3,050,249 | 2,968,684 | 20.8% | 0.1% | -2.7% |
| 41 | 1,752,603 | 1,797,871 | 1,924,930 | 19.4% | 2.6% | 7.1% |
| 42 | 1,100,458 | 1,118,518 | 1,132,007 | 13.6% | 1.6% | 1.2% |
| 43 | 8,114,551 | 8,237,341 | 8,465,561 | -0.3% | 1.5% | 2.8% |
| 44 | 1.98 | 2.00 | 2.04 | | | |
| 45 | 231,256 | 249,172 | 248,191 | 14.3% | 7.7% | -0.4% |
| 46 | 72,162 | 82,897 | 118,224 | 50.1% | 14.9% | 42.6% |
| 47 | 296,254 | 333,253 | 360,180 | 13.3% | 12.5% | 8.1% |
| 48 | 16,375 | 17,053 | 17,422 | -0.9% | 4.1% | 2.2% |
| Circulation and Use | | | | | | |
| 49 | 2,006,986 | 2,121,031 | 2,055,991 | 6.0% | 5.7% | -3.1% |
| | <i>Borrowers, % of Population</i> | <i>49.04%</i> | <i>51.51%</i> | <i>49.59%</i> | | |
| Book Circulation | | | | | | |
| 51 | 4,766,530 | 5,867,372 | 5,577,111 | 2.3% | 23.1% | -4.9% |
| 52 | 2,312,790 | 2,228,727 | 2,684,872 | 1.3% | -3.6% | 20.5% |
| 53 | 3,740,853 | 4,457,985 | 4,454,642 | 1.7% | 19.2% | -0.1% |
| 54 | 1,071,895 | 1,065,473 | 1,245,615 | -1.9% | -0.6% | 16.9% |
| 55 | 16,713,689 | 16,860,858 | 17,264,814 | 2.2% | 0.9% | 2.4% |
| 56 | 4.08 | 4.09 | 4.16 | | | |
| 57 | 2.06 | 2.05 | 2.04 | 2.5% | -0.6% | -0.4% |
| 58 | 1,122,553 | 1,193,280 | 1,155,908 | --- | 6.3% | -3.1% |
| 59 | 3,480,605 | 3,526,174 | 3,934,129 | --- | 1.3% | 11.6% |
| 60 | 5,460,773 | 5,909,210 | 6,614,945 | 15.8% | 8.2% | 11.9% |

Summary of Statistics

| Item # | | 2003 | 2004 | 2005 | % Change 2002-2003 | % Change 2003-2004 | % Change 2004-2005 |
|---------------------------------|---|------------|------------|-------------------|-----------------------|-----------------------|-----------------------|
| 61 | Total Material Circulated | 22,746,221 | 23,409,709 | 24,603,848 | 5.4% | 2.9% | 5.1% |
| 62 | <i>Material Circulated Per Capita</i> | 5.56 | 5.68 | 5.93 | | | |
| 63 | Material Circulated (Central Library) | 13,291,298 | 13,178,293 | 13,749,146 | 9.8% | -0.9% | 4.3% |
| 64 | Material Circulated (Bookmobile) | 1,829,620 | 1,750,448 | 1,814,307 | -3.5% | -4.3% | 3.6% |
| | <i>Bookmobile, % of All Circulation</i> | 8.04% | 7.48% | 7.37% | | | |
| In-House Library Use | | | | | | | |
| 65 | Total In-House Library Use | 3,381,271 | 2,843,286 | 3,238,185 | -10.2% | -15.9% | 13.9% |
| 66 | Number of People Using Electronic Resources | 2,556,112 | 5,281,063 | 4,367,344 | 35.5% | 106.6% | -17.3% |
| Library Attendance | | | | | | | |
| 50 | People Entering Library | 15,081,341 | 15,604,958 | 16,317,911 | 5.0% | 3.5% | 4.6% |
| 67 | Children's Program Attendance | 798,972 | 882,682 | 948,809 | 13.7% | 10.5% | 7.5% |
| Reference Transactions | | | | | | | |
| 68 | Reference Requests | 2,219,788 | 2,486,407 | 2,798,342 | 8.3% | 12.0% | 12.5% |
| Interlibrary Cooperation | | | | | | | |
| 69 | Total Materials Loaned | 28,399 | 30,322 | 33,429 | -1.5% | 6.8% | 10.2% |
| 70 | Total Material Borrowed | 48,932 | 55,658 | 60,525 | 12.6% | 13.7% | 8.7% |
| Automation | | | | | | | |
| 71 | Libraries that have Completed Data Conversion | 77 | 89 | 98 | --- | 15.6% | 10.1% |
| 73 | Number of Computer Terminals | 3,823 | 4,082 | 4,298 | 5.1% | 6.8% | 5.3% |
| 74 | Computers Intended for Public Use | 2,061 | 2,156 | 2,373 | -1.0% | 4.6% | 10.1% |
| 75 | Patrons Trained to Use Electronic Resources | 16,925 | 26,918 | 25,746 | 106.6% | 59.0% | -4.4% |
| 76 | Number of Intellectual Freedom Incidents | 27 | 32 | 31 | -69.3% | 18.5% | -3.1% |
| 77 | Library Systems with Web Sites | 81 | 88 | 92 | -3.6% | 8.6% | 4.5% |

**Library Revenue
per capita**

**Total Staff Expense,
per capita**

**Total Collection
Expenditures, per capita**

**Cost, Continuing
Education, per capita**

**T
O
P
T
E
N**

| | | | | | | | | | | | |
|-----|-----------|----------|-----|----------|---------|-----|-----------|--------|-----|-----------|--------|
| 1. | Boone | \$118.73 | 1. | Kenton | \$27.48 | 1. | Kenton | \$7.40 | 1. | Boyd | \$1.13 |
| 2. | Kenton | \$49.34 | 2. | Fayette | \$25.94 | 2. | Laurel | \$7.19 | 2. | Hancock | \$0.49 |
| 3. | Franklin | \$47.16 | 3. | Hancock | \$23.32 | 3. | Boone | \$7.04 | 3. | Marshall | \$0.48 |
| 4. | Leslie | \$47.14 | 4. | Boone | \$21.64 | 4. | Carroll | \$6.04 | 4. | Robertson | \$0.45 |
| 5. | Woodford | \$46.55 | 5. | Mercer | \$19.19 | 5. | McCracken | \$5.02 | 5. | Kenton | \$0.43 |
| 6. | Carroll | \$45.94 | 6. | Leslie | \$18.73 | 6. | Fayette | \$4.96 | 6. | Gallatin | \$0.41 |
| 7. | Scott | \$44.91 | 7. | Gallatin | \$18.66 | 7. | Campbell | \$4.93 | 7. | Hart | \$0.39 |
| 8. | Robertson | \$43.42 | 8. | Campbell | \$17.94 | 8. | Franklin | \$4.66 | 8. | Monroe | \$0.38 |
| 9. | Fayette | \$42.74 | 9. | Franklin | \$17.64 | 9. | Webster | \$4.55 | 9. | Jessamine | \$0.37 |
| 10. | Hancock | \$40.69 | 10. | Boyd | \$17.48 | 10. | Scott | \$4.54 | 10. | Fulton | \$0.36 |

AVERAGE

\$27.17

\$13.07

\$3.30

\$0.15

**L
O
W
T
E
N**

| | | | | | | | | | | | |
|------|-------------|--------|------|-------------|--------|------|-------------|--------|------|-----------|--------|
| 107. | Clinton | \$9.89 | 107. | Graves | \$5.08 | 107. | Powell | \$0.88 | 107. | Trigg | \$0.03 |
| 108. | Knox | \$8.92 | 108. | Knox | \$4.37 | 108. | Todd | \$0.81 | 108. | Todd | \$0.03 |
| 109. | Clay | \$8.07 | 109. | Lewis | \$4.26 | 109. | Russell | \$0.71 | 109. | Christian | \$0.03 |
| 110. | Hardin | \$7.68 | 110. | Elliott | \$4.17 | 110. | Adair | \$0.69 | 110. | Knox | \$0.02 |
| 111. | Rockcastle | \$6.80 | 111. | Rockcastle | \$3.60 | 111. | Hickman | \$0.59 | 111. | Morgan | \$0.02 |
| 112. | Christian | \$5.64 | 112. | Clay | \$3.39 | 112. | Rockcastle | \$0.52 | 112. | Casey | \$0.02 |
| 113. | Hickman | \$3.26 | 113. | Christian | \$2.92 | 113. | Knott | \$0.49 | 113. | Ohio | \$0.01 |
| 114. | Bal/Car/Liv | \$2.37 | 114. | Knott | \$1.43 | 114. | Bal/Car/Liv | \$0.43 | 114. | Caldwell | \$0.00 |
| 115. | Elliott | \$2.14 | 115. | Bal/Car/Liv | \$1.36 | 115. | Knox | \$0.40 | 115. | Hickman | \$0.00 |
| 116. | Knott | \$2.10 | 116. | Hickman | \$1.06 | 116. | Floyd | \$0.05 | 116. | Magoffin | \$0.00 |

TOP TEN

| Annual Public Service Hours, per capita | | | Square Feet, Total, per capita | | Total Library Staff per 10,000 population | | Book Collection, per capita | | | | |
|---|------------|------|--------------------------------|-----------|---|-----|-----------------------------|-------|-----|------------|------|
| 1. | Robertson | 2.21 | 1. | Robertson | 3.13 | 1. | Hancock | 10.64 | 1. | Fulton | 7.11 |
| 2. | Hancock | 0.66 | 2. | Menifee | 1.42 | 2. | Robertson | 10.44 | 2. | Robertson | 6.54 |
| 3. | Fulton | 0.54 | 3. | Fulton | 1.36 | 3. | Kenton | 10.40 | 3. | Owsley | 6.51 |
| 4. | Letcher | 0.46 | 4. | Letcher | 1.26 | 4. | Menifee | 8.87 | 4. | Cumberland | 4.55 |
| 5. | Cumberland | 0.46 | 5. | Elliott | 1.17 | 5. | Fayette | 8.56 | 5. | Crittenden | 4.44 |
| 6. | Owsley | 0.44 | 6. | Caldwell | 1.16 | 6. | Trimble | 7.74 | 6. | Hancock | 4.42 |
| 7. | Webster | 0.40 | 7. | Martin | 1.16 | 7. | Martin | 7.30 | 7. | Marshall | 4.08 |
| 8. | Menifee | 0.38 | 8. | Morgan | 1.14 | 8. | Fulton | 7.14 | 8. | Lee | 3.88 |
| 9. | Edmonson | 0.38 | 9. | Wolfe | 1.00 | 9. | Wolfe | 7.10 | 9. | Martin | 3.87 |
| 10. | Bracken | 0.38 | 10. | Nicholas | 0.99 | 10. | Cumberland | 6.98 | 10. | Nicholas | 3.80 |

AVERAGE

0.15

0.48

4.67

2.04

LOW TEN

| | | | | | | | | | | | |
|------|-------------|------|------|-------------|------|------|-------------|------|------|-------------|------|
| 107. | Madison | 0.09 | 107. | Hardin | 0.24 | 107. | Knott | 2.28 | 107. | Barren | 1.22 |
| 108. | Bal/Car/Liv | 0.08 | 108. | Green | 0.23 | 108. | Shelby | 2.15 | 108. | Lincoln | 1.22 |
| 109. | Hardin | 0.08 | 109. | Knox | 0.22 | 109. | Graves | 2.05 | 109. | Whitley | 1.20 |
| 110. | Fayette | 0.08 | 110. | Leslie | 0.22 | 110. | Hickman | 1.93 | 110. | Meade | 1.10 |
| 111. | Jefferson | 0.07 | 111. | Hopkins | 0.22 | 111. | Hardin | 1.79 | 111. | Knott | 1.09 |
| 112. | Franklin | 0.07 | 112. | Oldham | 0.22 | 112. | Floyd | 1.65 | 112. | Hardin | 0.98 |
| 113. | Kenton | 0.07 | 113. | Floyd | 0.18 | 113. | Knox | 1.25 | 113. | Bal/Car/Liv | 0.95 |
| 114. | McCracken | 0.06 | 114. | Lincoln | 0.18 | 114. | Lewis | 1.16 | 114. | Knox | 0.66 |
| 115. | Daviess | 0.04 | 115. | Knott | 0.14 | 115. | Christian | 1.02 | 115. | Jackson | 0.65 |
| 116. | Christian | 0.04 | 116. | Bal/Car/Liv | 0.08 | 116. | Bal/Car/Liv | 0.43 | 116. | Clay | 0.39 |

**Book Circulation,
per capita**

**Library Attendance,
per capita**

**Children's Program
Attendance, per capita**

**Number of Computers,
per 1,000 population**

**T
O
P
T
E
N**

| | | | | | | | | | | | |
|-----|----------|------|-----|-----------|-------|-----|-----------|------|-----|----------|------|
| 1. | Fulton | 8.09 | 1. | Simpson | 10.46 | 1. | Robertson | 2.16 | 1. | Elliott | 3.80 |
| 2. | Marshall | 7.57 | 2. | Fleming | 8.45 | 2. | Trimble | 0.68 | 2. | Morgan | 2.58 |
| 3. | Clinton | 7.27 | 3. | Boyd | 8.00 | 3. | Hancock | 0.66 | 3. | Menifee | 2.51 |
| 4. | Kenton | 6.83 | 4. | Robertson | 7.52 | 4. | Pulaski | 0.66 | 4. | Pike | 2.46 |
| 5. | Scott | 6.75 | 5. | Trigg | 7.39 | 5. | LaRue | 0.56 | 5. | Fulton | 2.31 |
| 6. | Lyon | 6.64 | 6. | Kenton | 7.34 | 6. | McCreary | 0.54 | 6. | Scott | 2.18 |
| 7. | Boyle | 6.60 | 7. | Menifee | 6.98 | 7. | Lawrence | 0.53 | 7. | Nicholas | 2.12 |
| 8. | Leslie | 6.49 | 8. | Fayette | 6.59 | 8. | Clinton | 0.51 | 8. | Kenton | 2.01 |
| 9. | Trimble | 6.48 | 9. | Owsley | 6.18 | 9. | Kenton | 0.47 | 9. | Hancock | 2.01 |
| 10. | Boone | 6.48 | 10. | Logan | 6.10 | 10. | Woodford | 0.47 | 10. | Boone | 1.74 |

AVERAGE

4.16

3.94

0.23

1.04

**L
O
W
T
E
N**

| | | | | | | | | | | | |
|------|-------------|------|------|-------------|------|------|-------------|------|------|-------------|------|
| 107. | Gallatin | 1.98 | 107. | Hickman | 1.19 | 107. | Martin | 0.05 | 107. | Shelby | 0.46 |
| 108. | Hardin | 1.92 | 108. | Rockcastle | 1.18 | 108. | Christian | 0.04 | 108. | Knox | 0.44 |
| 109. | Christian | 1.77 | 109. | Martin | 1.13 | 109. | Crittenden | 0.04 | 109. | Hart | 0.44 |
| 110. | Whitley | 1.69 | 110. | Adair | 1.10 | 110. | Knox | 0.04 | 110. | Cumberland | 0.42 |
| 111. | Floyd | 1.60 | 111. | Clay | 0.96 | 111. | Union | 0.03 | 111. | Clay | 0.41 |
| 112. | Knox | 1.47 | 112. | Taylor | 0.91 | 112. | Cumberland | 0.03 | 112. | Madison | 0.41 |
| 113. | Hickman | 1.38 | 113. | Magoffin | 0.82 | 113. | Owsley | 0.03 | 113. | Henderson | 0.35 |
| 114. | Bal/Car/Liv | 1.33 | 114. | Knott | 0.49 | 114. | Morgan | 0.02 | 114. | Adair | 0.23 |
| 115. | Knott | 1.31 | 115. | Floyd | 0.40 | 115. | Bal/Car/Liv | 0.01 | 115. | Christian | 0.20 |
| 116. | Clay | 1.01 | 116. | Bal/Car/Liv | 0.36 | 116. | Hickman | 0.00 | 116. | Bal/Car/Liv | 0.17 |

TOP TEN

| Registered Borrowers, per capita | | | Registered Borrowers, per Attendance | | | Total Material Circulated, per Attendance | | | Total Book Collection, per Attendance | | |
|----------------------------------|-----------|------|--------------------------------------|-------------|------|---|-------------|------|---------------------------------------|-------------|------|
| 1. | Robertson | 2.28 | 1. | Martin | 1.87 | 1. | Bal/Car/Liv | 8.59 | 1. | Magoffin | 4.52 |
| 2. | Martin | 2.11 | 2. | Floyd | 1.05 | 2. | Taylor | 8.18 | 2. | Floyd | 4.17 |
| 3. | Owsley | 1.23 | 3. | Bal/Car/Liv | 0.64 | 3. | Floyd | 7.22 | 3. | Martin | 3.43 |
| 4. | Leslie | 1.03 | 4. | Todd | 0.48 | 4. | Magoffin | 5.30 | 4. | Taylor | 3.00 |
| 5. | Hopkins | 1.00 | 5. | Adair | 0.42 | 5. | Cumberland | 4.44 | 5. | Cumberland | 2.61 |
| 6. | Boyle | 0.98 | 6. | Taylor | 0.42 | 6. | Knott | 4.01 | 6. | Bal/Car/Liv | 2.60 |
| 7. | Lyon | 0.94 | 7. | Magoffin | 0.38 | 7. | Warren | 3.86 | 7. | Knott | 2.21 |
| 8. | Mason | 0.87 | 8. | Russell | 0.37 | 8. | Shelby | 3.57 | 8. | Hancock | 2.05 |
| 9. | Clark | 0.85 | 9. | Shelby | 0.36 | 9. | Fulton | 2.86 | 9. | Crittenden | 1.95 |
| 10. | Scott | 0.85 | 10. | Casey | 0.32 | 10. | Nicholas | 2.83 | 10. | Muhlenberg | 1.78 |

AVERAGE

0.50

0.13

1.51

0.52

LOW TEN

| | | | | | | | | | | | |
|------|----------|------|------|----------|------|------|-----------|------|------|-----------|------|
| 107. | Edmonson | 0.13 | 107. | Fleming | 0.06 | 107. | Allen | 0.98 | 107. | Graves | 0.32 |
| 108. | Monroe | 0.12 | 108. | Barren | 0.06 | 108. | Gallatin | 0.95 | 108. | Meade | 0.32 |
| 109. | Jackson | 0.10 | 109. | Carroll | 0.05 | 109. | Fleming | 0.93 | 109. | Jackson | 0.31 |
| 110. | Whitley | 0.10 | 110. | Monroe | 0.05 | 110. | Hopkins | 0.92 | 110. | McCracken | 0.30 |
| 111. | Barren | 0.10 | 111. | Edmonson | 0.05 | 111. | Menifee | 0.91 | 111. | Boyd | 0.28 |
| 112. | Lewis | 0.10 | 112. | Jackson | 0.05 | 112. | Robertson | 0.87 | 112. | Allen | 0.24 |
| 113. | Spencer | 0.09 | 113. | Simpson | 0.04 | 113. | Graves | 0.86 | 113. | Trigg | 0.23 |
| 114. | Union | 0.08 | 114. | Union | 0.04 | 114. | Boyd | 0.71 | 114. | Fleming | 0.23 |
| 115. | Clay | 0.07 | 115. | Spencer | 0.03 | 115. | Simpson | 0.65 | 115. | Logan | 0.22 |
| 116. | Knott | 0.06 | 116. | Lewis | 0.02 | 116. | Owsley | 0.62 | 116. | Simpson | 0.19 |

| Item Number ----> | | 1 | 2 | 3 | 4 | 5 | 6 | 7 | 8 | 9 |
|-----------------------------|------------|--------------------------|--------------------------|----------------------------|-------------------------|-------------------------|----------------------------|---------------------|--------------------------------|------------------|
| County | Population | Local Government Revenue | State Government Revenue | Federal Government Revenue | Other Operating Revenue | Total Operating Revenue | Library Income, Per Capita | Budget Expenditures | Budget Expenditures Per Capita | Salary, Director |
| Adair | 17,575 | \$205,480 | \$28,329 | \$25,595 | \$0 | \$259,404 | \$14.76 | \$177,265 | \$10.09 | \$31,860 |
| Allen | 18,541 | \$613,849 | \$22,407 | \$0 | \$36,750 | \$673,006 | \$36.30 | \$367,351 | \$19.81 | \$41,000 |
| Anderson | 20,099 | \$741,153 | \$23,274 | \$0 | \$19,784 | \$784,211 | \$39.02 | \$594,012 | \$29.55 | \$58,529 |
| Ballard/Carlisle/Livingston | 23,367 | \$10,500 | \$44,509 | \$0 | \$294 | \$55,303 | \$2.37 | \$54,773 | \$2.34 | \$21,948 |
| Barren | 39,473 | \$602,820 | \$36,408 | \$0 | \$36,016 | \$675,244 | \$17.11 | \$478,018 | \$12.11 | \$46,293 |
| Bath | 11,538 | \$192,435 | \$37,664 | \$0 | \$10,597 | \$240,696 | \$20.86 | \$239,153 | \$20.73 | \$30,000 |
| Bell | 29,672 | \$441,454 | \$31,509 | \$0 | \$13,460 | \$486,423 | \$16.39 | \$497,256 | \$16.76 | \$30,364 |
| Boone | 101,354 | \$11,064,527 | \$75,237 | \$254,090 | \$639,676 | \$12,033,530 | \$118.73 | \$3,659,703 | \$36.11 | \$87,000 |
| Bourbon | 19,623 | \$554,719 | \$23,461 | \$6,213 | \$28,677 | \$613,070 | \$31.24 | \$481,967 | \$24.56 | \$45,864 |
| Boyd | 49,743 | \$1,814,497 | \$81,966 | \$0 | \$86,595 | \$1,983,058 | \$39.87 | \$1,449,940 | \$29.15 | \$47,500 |
| Boyle | 28,241 | \$752,816 | \$74,355 | \$39,806 | \$111,417 | \$978,394 | \$34.64 | \$884,551 | \$31.32 | \$54,650 |
| Bracken | 8,707 | \$239,895 | \$15,184 | \$0 | \$0 | \$255,079 | \$29.30 | \$237,767 | \$27.31 | \$26,752 |
| Breathitt | 15,937 | \$262,236 | \$21,026 | \$0 | \$14,114 | \$297,376 | \$18.66 | \$282,611 | \$17.73 | \$23,264 |
| Breckinridge | 19,168 | \$283,153 | \$24,069 | \$0 | \$18,932 | \$326,154 | \$17.02 | \$251,304 | \$13.11 | \$23,581 |
| Bullitt | 66,645 | \$1,442,200 | \$52,739 | \$6,300 | \$160,048 | \$1,661,287 | \$24.93 | \$1,059,748 | \$15.90 | \$59,075 |
| Butler | 13,364 | \$167,797 | \$19,474 | \$323 | \$7,100 | \$194,694 | \$14.57 | \$175,871 | \$13.16 | \$29,835 |
| Caldwell | 12,879 | \$149,263 | \$27,409 | \$0 | \$0 | \$176,672 | \$13.72 | \$213,282 | \$16.56 | \$30,048 |
| Calloway | 34,789 | \$442,410 | \$39,797 | \$285 | \$39,356 | \$521,848 | \$15.00 | \$491,670 | \$14.13 | \$43,935 |
| Campbell | 87,256 | \$2,827,499 | \$187,233 | \$15,936 | \$132,684 | \$3,163,352 | \$36.25 | \$2,645,967 | \$30.32 | \$62,075 |
| Carroll | 10,344 | \$435,597 | \$16,585 | \$7,004 | \$15,970 | \$475,156 | \$45.94 | \$309,776 | \$29.95 | \$47,519 |
| Casey | 16,059 | \$239,310 | \$20,537 | \$0 | \$12,178 | \$272,025 | \$16.94 | \$261,542 | \$16.29 | \$39,000 |
| Christian | 70,649 | \$196,000 | \$60,976 | \$0 | \$141,749 | \$398,725 | \$5.64 | \$397,066 | \$5.62 | \$44,584 |
| Clark | 34,377 | \$988,363 | \$32,756 | \$0 | \$77,149 | \$1,098,268 | \$31.95 | \$1,075,279 | \$31.28 | \$43,296 |
| Clay | 24,254 | \$152,018 | \$26,342 | \$15,000 | \$2,267 | \$195,627 | \$8.07 | \$165,300 | \$6.82 | \$2,797 |
| Clinton | 9,558 | \$75,569 | \$16,196 | \$0 | \$2,732 | \$94,497 | \$9.89 | \$102,398 | \$10.71 | \$21,174 |
| Crittenden | 8,999 | \$161,301 | \$17,209 | \$0 | \$1,528 | \$180,038 | \$20.01 | \$165,226 | \$18.36 | \$31,629 |
| Cumberland | 7,168 | \$109,522 | \$14,338 | \$558 | \$7,649 | \$132,067 | \$18.42 | \$112,177 | \$15.65 | \$18,693 |
| Daviess | 92,587 | \$2,780,868 | \$90,323 | \$12,087 | \$171,654 | \$3,054,932 | \$33.00 | \$2,206,669 | \$23.83 | \$80,517 |
| Edmonson | 11,921 | \$128,036 | \$38,082 | \$31,200 | \$12,399 | \$209,717 | \$17.59 | \$173,662 | \$14.57 | \$25,518 |
| Elliott | 6,835 | \$0 | \$14,040 | \$0 | \$567 | \$14,607 | \$2.14 | \$42,777 | \$6.26 | \$13,100 |
| Estill | 15,164 | \$249,376 | \$20,433 | \$0 | \$10,201 | \$280,010 | \$18.47 | \$207,589 | \$13.69 | \$30,035 |

| Item Number ----> | | 1 | 2 | 3 | 4 | 5 | 6 | 7 | 8 | 9 |
|-------------------|------------|--------------------------|--------------------------|----------------------------|-------------------------|-------------------------|----------------------------|---------------------|--------------------------------|------------------|
| County | Population | Local Government Revenue | State Government Revenue | Federal Government Revenue | Other Operating Revenue | Total Operating Revenue | Library Income, Per Capita | Budget Expenditures | Budget Expenditures Per Capita | Salary, Director |
| Fayette | 266,358 | \$10,561,590 | \$204,834 | \$5,094 | \$612,960 | \$11,384,478 | \$42.74 | \$10,690,645 | \$40.14 | \$127,510 |
| Fleming | 14,480 | \$249,920 | \$25,571 | \$18,781 | \$41,032 | \$335,304 | \$23.16 | \$258,348 | \$17.84 | \$30,618 |
| Floyd | 42,379 | \$484,881 | \$40,536 | \$0 | \$10,634 | \$536,051 | \$12.65 | \$349,005 | \$8.24 | \$43,320 |
| Franklin | 48,142 | \$2,070,228 | \$43,519 | \$0 | \$156,769 | \$2,270,516 | \$47.16 | \$1,565,307 | \$32.51 | \$62,399 |
| Fulton | 7,357 | \$167,083 | \$15,415 | \$23,668 | \$5,276 | \$211,442 | \$28.74 | \$186,660 | \$25.37 | \$25,002 |
| Gallatin | 7,979 | \$292,095 | \$14,878 | \$0 | \$6,024 | \$312,997 | \$39.23 | \$260,861 | \$32.69 | \$58,037 |
| Garrard | 16,163 | \$235,874 | \$20,048 | \$0 | \$14,852 | \$270,774 | \$16.75 | \$236,398 | \$14.63 | \$37,018 |
| Grant | 24,317 | \$448,004 | \$94,719 | \$200 | \$40,752 | \$583,675 | \$24.00 | \$462,947 | \$19.04 | \$42,230 |
| Graves | 37,401 | \$505,281 | \$35,657 | \$323 | \$26,984 | \$568,245 | \$15.19 | \$444,312 | \$11.88 | \$40,237 |
| Grayson | 25,004 | \$317,821 | \$25,966 | \$25,796 | \$19,420 | \$389,003 | \$15.56 | \$343,039 | \$13.72 | \$34,946 |
| Green | 11,667 | \$105,115 | \$17,603 | \$8,899 | \$15,087 | \$146,704 | \$12.57 | \$143,602 | \$12.31 | \$21,447 |
| Greenup | 37,274 | \$876,627 | \$35,554 | \$0 | \$61,320 | \$973,501 | \$26.12 | \$729,330 | \$19.57 | \$49,649 |
| Hancock | 8,459 | \$304,877 | \$15,268 | \$0 | \$24,030 | \$344,175 | \$40.69 | \$325,770 | \$38.51 | \$33,600 |
| Hardin | 96,066 | \$628,803 | \$77,341 | \$0 | \$31,615 | \$737,759 | \$7.68 | \$729,899 | \$7.60 | \$46,349 |
| Harlan | 31,927 | \$395,244 | \$35,261 | \$0 | \$16,251 | \$446,756 | \$13.99 | \$347,128 | \$10.87 | \$40,067 |
| Harrison | 18,256 | \$368,776 | \$22,432 | \$0 | \$35,436 | \$426,644 | \$23.37 | \$404,322 | \$22.15 | \$52,177 |
| Hart | 18,237 | \$225,967 | \$22,779 | \$21,987 | \$20,213 | \$290,946 | \$15.95 | \$194,711 | \$10.68 | \$31,438 |
| Henderson | 45,426 | \$951,216 | \$41,484 | \$0 | \$92,340 | \$1,085,040 | \$23.89 | \$964,056 | \$21.22 | \$63,700 |
| Henry | 15,771 | \$319,121 | \$20,675 | \$0 | \$0 | \$339,796 | \$21.55 | \$296,563 | \$18.80 | \$41,040 |
| Hickman | 5,172 | \$0 | \$13,152 | \$0 | \$3,685 | \$16,837 | \$3.26 | \$19,986 | \$3.86 | \$4,800 |
| Hopkins | 46,818 | \$503,847 | \$61,746 | \$5,060 | \$69,256 | \$639,909 | \$13.67 | \$516,835 | \$11.04 | \$42,705 |
| Jackson | 13,622 | \$143,754 | \$23,529 | \$0 | \$90,368 | \$257,651 | \$18.91 | \$164,325 | \$12.06 | \$22,023 |
| Jefferson | 700,030 | \$15,125,800 | \$569,871 | \$201,510 | \$539,795 | \$16,436,976 | \$23.48 | \$16,651,277 | \$23.79 | \$115,640 |
| Jessamine | 42,313 | \$1,336,964 | \$44,563 | \$5,810 | \$43,361 | \$1,430,698 | \$33.81 | \$1,260,514 | \$29.79 | \$52,004 |
| Johnson | 23,856 | \$424,955 | \$25,512 | \$17,100 | \$8,283 | \$475,850 | \$19.95 | \$329,427 | \$13.81 | \$34,700 |
| Kenton | 152,890 | \$6,772,513 | \$122,464 | \$60,878 | \$587,468 | \$7,543,323 | \$49.34 | \$7,147,039 | \$46.75 | \$78,416 |
| Knott | 17,582 | \$12,000 | \$22,959 | \$0 | \$1,898 | \$36,857 | \$2.10 | \$46,321 | \$2.63 | \$2,587 |
| Knox | 31,912 | \$249,780 | \$31,748 | \$0 | \$3,143 | \$284,671 | \$8.92 | \$195,169 | \$6.12 | \$42,614 |
| LaRue | 13,485 | \$199,426 | \$18,988 | \$0 | \$9,128 | \$227,542 | \$16.87 | \$206,487 | \$15.31 | \$29,000 |
| Laurel | 55,993 | \$1,340,729 | \$221,374 | \$0 | \$106,539 | \$1,668,642 | \$29.80 | \$1,634,921 | \$29.20 | \$54,444 |
| Lawrence | 16,048 | \$354,276 | \$20,629 | \$0 | \$0 | \$374,905 | \$23.36 | \$314,531 | \$19.60 | \$35,340 |

| Item Number ----> | | 1 | 2 | 3 | 4 | 5 | 6 | 7 | 8 | 9 |
|-------------------|------------|--------------------------|--------------------------|----------------------------|-------------------------|-------------------------|----------------------------|---------------------|--------------------------------|------------------|
| County | Population | Local Government Revenue | State Government Revenue | Federal Government Revenue | Other Operating Revenue | Total Operating Revenue | Library Income, Per Capita | Budget Expenditures | Budget Expenditures Per Capita | Salary, Director |
| Lee | 7,786 | \$118,880 | \$14,913 | \$1,817 | \$13,993 | \$149,603 | \$19.21 | \$96,018 | \$12.33 | \$33,340 |
| Leslie | 12,043 | \$537,216 | \$19,881 | \$837 | \$9,727 | \$567,661 | \$47.14 | \$369,718 | \$30.70 | \$44,642 |
| Letcher | 24,677 | \$474,279 | \$29,052 | \$7,517 | \$20,064 | \$530,912 | \$21.51 | \$509,200 | \$20.63 | \$42,721 |
| Lewis | 13,820 | \$118,598 | \$19,526 | \$0 | \$9,005 | \$147,129 | \$10.65 | \$112,293 | \$8.13 | \$16,028 |
| Lincoln | 24,821 | \$228,583 | \$25,449 | \$0 | \$16,566 | \$270,598 | \$10.90 | \$249,222 | \$10.04 | \$27,949 |
| Logan | 27,048 | \$618,962 | \$27,848 | \$11,796 | \$36,634 | \$695,240 | \$25.70 | \$663,793 | \$24.54 | \$51,299 |
| Lyon | 8,205 | \$195,020 | \$15,035 | \$0 | \$6,635 | \$216,690 | \$26.41 | \$175,582 | \$21.40 | \$27,313 |
| Madison | 76,208 | \$1,205,677 | \$59,937 | \$16,002 | \$86,525 | \$1,368,141 | \$17.95 | \$1,288,512 | \$16.91 | \$52,416 |
| Magoffin | 13,456 | \$148,240 | \$18,958 | \$0 | \$0 | \$167,198 | \$12.43 | \$139,639 | \$10.38 | \$24,585 |
| Marion | 18,728 | \$244,818 | \$22,603 | \$8,597 | \$25,213 | \$301,231 | \$16.08 | \$271,670 | \$14.51 | \$35,433 |
| Marshall | 30,813 | \$1,147,094 | \$30,501 | \$7,740 | \$27,886 | \$1,213,221 | \$39.37 | \$882,804 | \$28.65 | \$37,086 |
| Martin | 12,328 | \$372,614 | \$18,395 | \$0 | \$2,767 | \$393,776 | \$31.94 | \$322,146 | \$26.13 | \$38,306 |
| Mason | 16,937 | \$460,956 | \$21,548 | \$0 | \$22,501 | \$505,005 | \$29.82 | \$290,487 | \$17.15 | \$50,950 |
| McCracken | 64,700 | \$1,591,696 | \$55,934 | \$9,104 | \$124,473 | \$1,781,207 | \$27.53 | \$1,604,626 | \$24.80 | \$59,483 |
| McCreary | 17,055 | \$224,471 | \$21,757 | \$2,899 | \$9,419 | \$258,546 | \$15.16 | \$233,521 | \$13.69 | \$38,045 |
| Meade | 28,300 | \$396,840 | \$27,681 | \$18,296 | \$0 | \$442,817 | \$15.65 | \$408,847 | \$14.45 | \$39,461 |
| Menifee | 6,766 | \$107,806 | \$13,897 | \$15,305 | \$0 | \$137,008 | \$20.25 | \$140,263 | \$20.73 | \$17,445 |
| Mercer | 21,493 | \$670,958 | \$25,797 | \$5,845 | \$55,609 | \$758,209 | \$35.28 | \$582,247 | \$27.09 | \$41,134 |
| Metcalfe | 10,165 | \$107,533 | \$87,895 | \$0 | \$12,162 | \$207,590 | \$20.42 | \$129,319 | \$12.72 | \$24,504 |
| Monroe | 11,660 | \$117,078 | \$17,781 | \$439 | \$11,969 | \$147,267 | \$12.63 | \$144,265 | \$12.37 | \$19,830 |
| Montgomery | 23,629 | \$270,574 | \$24,846 | \$14,896 | \$35,887 | \$346,203 | \$14.65 | \$323,923 | \$13.71 | \$29,035 |
| Morgan | 14,360 | \$148,052 | \$19,418 | \$0 | \$28,884 | \$196,354 | \$13.67 | \$226,359 | \$15.76 | \$36,117 |
| Muhlenberg | 31,752 | \$701,964 | \$31,781 | \$5,622 | \$36,640 | \$776,007 | \$24.44 | \$650,012 | \$20.47 | \$40,000 |
| Nelson | 40,406 | \$912,453 | \$35,992 | \$3,994 | \$38,993 | \$991,432 | \$24.54 | \$849,778 | \$21.03 | \$47,940 |
| Nicholas | 7,076 | \$64,049 | \$14,088 | \$0 | \$3,080 | \$81,217 | \$11.48 | \$107,859 | \$15.24 | \$20,000 |
| Ohio | 23,565 | \$437,429 | \$25,117 | \$6,726 | \$12,907 | \$482,179 | \$20.46 | \$460,259 | \$19.53 | \$35,910 |
| Oldham | 52,100 | \$935,104 | \$151,748 | \$11,092 | \$66,124 | \$1,164,068 | \$22.34 | \$917,980 | \$17.62 | \$55,566 |
| Owen | 11,300 | \$289,892 | \$16,878 | \$9,000 | \$35,177 | \$350,947 | \$31.06 | \$300,725 | \$26.61 | \$38,455 |
| Owsley | 4,749 | \$75,007 | \$12,758 | \$0 | \$50,339 | \$138,104 | \$29.08 | \$142,207 | \$29.94 | \$28,800 |
| Pendleton | 15,134 | \$251,025 | \$19,749 | \$0 | \$32,145 | \$302,919 | \$20.02 | \$252,798 | \$16.70 | \$37,262 |
| Perry | 29,762 | \$1,075,911 | \$36,874 | \$1,475 | \$44,005 | \$1,158,265 | \$38.92 | \$605,313 | \$20.34 | \$46,332 |

| Item Number ----> | | 1 | 2 | 3 | 4 | 5 | 6 | 7 | 8 | 9 |
|-------------------|------------|--------------------------|--------------------------|----------------------------|-------------------------|-------------------------|----------------------------|---------------------|--------------------------------|------------------|
| County | Population | Local Government Revenue | State Government Revenue | Federal Government Revenue | Other Operating Revenue | Total Operating Revenue | Library Income, Per Capita | Budget Expenditures | Budget Expenditures Per Capita | Salary, Director |
| Pike | 67,080 | \$1,806,862 | \$61,148 | \$7,588 | \$73,149 | \$1,948,747 | \$29.05 | \$1,217,071 | \$18.14 | \$64,173 |
| Powell | 13,615 | \$163,531 | \$19,276 | \$1,203 | \$11,462 | \$195,472 | \$14.36 | \$216,087 | \$15.87 | \$34,429 |
| Pulaski | 58,727 | \$1,232,587 | \$56,990 | \$0 | \$64,863 | \$1,354,440 | \$23.06 | \$954,600 | \$16.25 | \$58,186 |
| Robertson | 2,308 | \$72,638 | \$10,692 | \$0 | \$16,889 | \$100,219 | \$43.42 | \$75,613 | \$32.76 | \$20,151 |
| Rockcastle | 16,782 | \$88,629 | \$21,386 | \$0 | \$4,137 | \$114,152 | \$6.80 | \$101,079 | \$6.02 | \$6,752 |
| Rowan | 22,176 | \$360,953 | \$24,503 | \$10,669 | \$43,502 | \$439,627 | \$19.82 | \$387,108 | \$17.46 | \$43,680 |
| Russell | 16,838 | \$173,398 | \$36,256 | \$8,788 | \$11,726 | \$230,168 | \$13.67 | \$222,358 | \$13.21 | \$33,660 |
| Scott | 38,029 | \$1,522,070 | \$52,695 | \$0 | \$132,964 | \$1,707,729 | \$44.91 | \$1,304,095 | \$34.29 | \$62,603 |
| Shelby | 37,219 | \$730,728 | \$32,900 | \$3,595 | \$37,085 | \$804,308 | \$21.61 | \$424,682 | \$11.41 | \$50,116 |
| Simpson | 16,891 | \$339,946 | \$21,254 | \$0 | \$27,788 | \$388,988 | \$23.03 | \$333,049 | \$19.72 | \$30,450 |
| Spencer | 14,822 | \$222,173 | \$17,788 | \$2,698 | \$12,570 | \$255,229 | \$17.22 | \$244,476 | \$16.49 | \$31,450 |
| Taylor | 23,479 | \$325,694 | \$26,490 | \$5,389 | \$15,879 | \$373,452 | \$15.91 | \$332,702 | \$14.17 | \$26,370 |
| Todd | 11,863 | \$102,639 | \$17,942 | \$0 | \$12,074 | \$132,655 | \$11.18 | \$119,996 | \$10.12 | \$21,855 |
| Trigg | 13,249 | \$202,734 | \$18,409 | \$1,801 | \$10,686 | \$233,630 | \$17.63 | \$227,976 | \$17.21 | \$26,500 |
| Trimble | 9,047 | \$261,712 | \$15,069 | \$4,728 | \$15,714 | \$297,223 | \$32.85 | \$232,272 | \$25.67 | \$28,870 |
| Union | 15,708 | \$240,196 | \$21,352 | \$0 | \$25,293 | \$286,841 | \$18.26 | \$299,885 | \$19.09 | \$35,189 |
| Warren | 97,168 | \$1,924,513 | \$82,377 | \$3,000 | \$136,557 | \$2,146,447 | \$22.09 | \$2,159,975 | \$22.23 | \$52,644 |
| Washington | 11,266 | \$195,094 | \$17,154 | \$5,295 | \$10,591 | \$228,134 | \$20.25 | \$209,489 | \$18.59 | \$36,342 |
| Wayne | 20,400 | \$288,866 | \$23,881 | \$0 | \$12,567 | \$325,314 | \$15.95 | \$320,002 | \$15.69 | \$30,807 |
| Webster | 14,130 | \$241,046 | \$19,547 | \$0 | \$9,492 | \$270,085 | \$19.11 | \$243,916 | \$17.26 | \$28,814 |
| Whitley | 37,566 | \$417,210 | \$34,788 | \$31,183 | \$18,756 | \$501,937 | \$13.36 | \$411,428 | \$10.95 | \$30,000 |
| Wolfe | 7,045 | \$85,127 | \$14,277 | \$34,483 | \$2,031 | \$135,918 | \$19.29 | \$96,477 | \$13.69 | \$19,500 |
| Woodford | 23,961 | \$1,016,511 | \$25,335 | \$0 | \$73,580 | \$1,115,426 | \$46.55 | \$630,382 | \$26.31 | \$51,700 |
| Total: | 4,145,922 | \$100,560,866 | \$4,855,088 | \$1,088,922 | \$6,160,146 | \$112,665,022 | \$27.17 | \$91,097,508 | \$21.97 | \$4,548,120 |

| Item Number ----> | 10 | 11 | 12 | 13 | 14 | 15 | 16 | 17 | 18 | 19 | 20 |
|-----------------------------|----------------|-----------------|---------------------|-------------------------|------------------------------------|-------------------------------|-----------------|----------------------|-----------|-----------|--------------------------------|
| County | Total Salaries | Fringe Benefits | Total Staff Expense | Print Materials Expense | Audiovisual Materials Expenditures | Collection Expenditures Total | Operating Costs | | | | General Operating Expenditures |
| | | | | | | | Building Repair | Building Maintenance | Audit Fee | Insurance | |
| Adair | \$115,159 | \$21,098 | \$136,257 | \$11,250 | \$350 | \$12,212 | \$0 | \$3,897 | \$0 | \$2,221 | \$21,284 |
| Allen | \$165,249 | \$53,302 | \$218,551 | \$38,718 | \$8,290 | \$55,298 | \$12,398 | \$10,260 | \$2,250 | \$6,208 | \$68,289 |
| Anderson | \$233,288 | \$87,608 | \$320,896 | \$51,443 | \$19,936 | \$74,816 | \$3,431 | \$7,100 | \$0 | \$0 | \$107,697 |
| Ballard/Carlisle/Livingston | \$22,140 | \$9,692 | \$31,832 | \$9,043 | \$1,025 | \$10,068 | \$0 | \$606 | \$475 | \$0 | \$4,263 |
| Barren | \$248,376 | \$42,129 | \$290,505 | \$57,875 | \$14,455 | \$83,010 | \$9,730 | \$4,977 | \$0 | \$5,350 | \$65,761 |
| Bath | \$92,990 | \$17,773 | \$110,763 | \$34,147 | \$3,390 | \$38,142 | \$8,533 | \$7,869 | \$2,000 | \$4,872 | \$71,663 |
| Bell | \$250,822 | \$63,752 | \$314,574 | \$35,441 | \$6,895 | \$47,797 | \$0 | \$8,192 | \$5,500 | \$11,727 | \$113,631 |
| Boone | \$1,782,169 | \$411,416 | \$2,193,585 | \$449,516 | \$165,236 | \$713,144 | \$88,935 | \$122,026 | \$7,660 | \$22,399 | \$566,491 |
| Bourbon | \$214,198 | \$65,408 | \$279,606 | \$64,774 | \$14,703 | \$82,652 | \$11,019 | \$20,585 | \$4,500 | \$6,774 | \$85,240 |
| Boyd | \$691,175 | \$178,522 | \$869,697 | \$131,147 | \$37,598 | \$200,072 | \$0 | \$65,209 | \$5,400 | \$17,200 | \$292,603 |
| Boyle | \$358,247 | \$103,399 | \$461,646 | \$81,322 | \$19,548 | \$103,365 | \$17,775 | \$30,593 | \$3,552 | \$8,795 | \$296,424 |
| Bracken | \$77,862 | \$20,946 | \$98,808 | \$15,123 | \$1,259 | \$17,142 | \$2,045 | \$7,517 | \$0 | \$5,913 | \$109,154 |
| Breathitt | \$75,773 | \$72,051 | \$147,824 | \$32,243 | \$1,312 | \$36,588 | \$7,584 | \$9,856 | \$0 | \$18,724 | \$76,525 |
| Breckinridge | \$125,545 | \$40,775 | \$166,320 | \$34,322 | \$2,178 | \$36,500 | \$1,688 | \$4,449 | \$1,500 | \$953 | \$40,671 |
| Bullitt | \$584,553 | \$131,021 | \$715,574 | \$195,218 | \$30,019 | \$245,033 | \$0 | \$11,396 | \$2,050 | \$19,032 | \$76,273 |
| Butler | \$103,403 | \$11,865 | \$115,268 | \$16,517 | \$4,112 | \$21,773 | \$280 | \$4,723 | \$0 | \$2,488 | \$24,092 |
| Caldwell | \$84,338 | \$24,587 | \$108,925 | \$26,062 | \$5,033 | \$35,732 | \$3,582 | \$6,848 | \$0 | \$7,897 | \$62,406 |
| Calloway | \$193,070 | \$73,583 | \$266,653 | \$91,761 | \$16,331 | \$109,592 | \$9,807 | \$24,446 | \$4,345 | \$6,788 | \$95,651 |
| Campbell | \$1,295,118 | \$270,032 | \$1,565,150 | \$250,756 | \$88,587 | \$430,194 | \$19,420 | \$32,634 | \$6,450 | \$33,449 | \$605,491 |
| Carroll | \$143,065 | \$35,150 | \$178,215 | \$35,030 | \$13,924 | \$62,430 | \$4,618 | \$4,141 | \$0 | \$5,473 | \$62,797 |
| Casey | \$160,347 | \$11,440 | \$171,787 | \$24,970 | \$1,244 | \$26,529 | \$1,881 | \$6,817 | \$0 | \$5,013 | \$47,699 |
| Christian | \$156,021 | \$49,990 | \$206,011 | \$69,840 | \$12,325 | \$82,165 | \$10,847 | \$25,264 | \$2,500 | \$6,397 | \$106,126 |
| Clark | \$406,413 | \$134,904 | \$541,317 | \$101,101 | \$26,751 | \$134,467 | \$7,876 | \$34,381 | \$3,324 | \$7,127 | \$269,397 |
| Clay | \$73,406 | \$8,721 | \$82,127 | \$25,795 | \$1,680 | \$27,475 | \$2,100 | \$4,512 | \$0 | \$6,235 | \$51,336 |
| Clinton | \$48,100 | \$17,642 | \$65,742 | \$10,700 | \$1,559 | \$12,831 | \$236 | \$1,312 | \$680 | \$3,102 | \$17,631 |
| Crittenden | \$75,299 | \$20,537 | \$95,836 | \$20,454 | \$374 | \$21,043 | \$0 | \$2,388 | \$0 | \$11,269 | \$44,468 |
| Cumberland | \$55,780 | \$15,656 | \$71,436 | \$12,223 | \$1,582 | \$16,166 | \$414 | \$356 | \$0 | \$2,714 | \$13,265 |
| Daviess | \$1,056,253 | \$276,946 | \$1,333,199 | \$204,857 | \$51,962 | \$297,990 | \$22,311 | \$11,300 | \$5,514 | \$16,186 | \$455,956 |
| Edmonson | \$75,659 | \$11,330 | \$86,989 | \$11,168 | \$2,839 | \$15,568 | \$1,319 | \$1,870 | \$1,645 | \$3,198 | \$30,026 |
| Elliott | \$24,939 | \$3,531 | \$28,470 | \$5,372 | \$412 | \$6,084 | \$0 | \$0 | \$0 | \$0 | \$5,062 |
| Estill | \$103,986 | \$19,841 | \$123,827 | \$23,978 | \$1,838 | \$27,125 | \$784 | \$2,903 | \$5,467 | \$5,809 | \$41,520 |

| Item Number ----> | 10 | 11 | 12 | 13 | 14 | 15 | 16 | 17 | 18 | 19 | 20 |
|-------------------|----------------|-----------------|---------------------|-------------------------|------------------------------------|-------------------------------|-----------------|----------------------|-----------|-----------|--------------------------------|
| County | Total Salaries | Fringe Benefits | Total Staff Expense | Print Materials Expense | Audiovisual Materials Expenditures | Collection Expenditures Total | Operating Costs | | | | General Operating Expenditures |
| | | | | | | | Building Repair | Building Maintenance | Audit Fee | Insurance | |
| Fayette | \$5,593,521 | \$1,316,500 | \$6,910,021 | \$869,325 | \$71,093 | \$1,320,367 | \$144,974 | \$161,405 | \$10,000 | \$87,195 | \$2,315,662 |
| Fleming | \$108,707 | \$22,855 | \$131,562 | \$37,430 | \$3,527 | \$44,288 | \$4,675 | \$39,255 | \$1,900 | \$5,052 | \$65,026 |
| Floyd | \$179,512 | \$41,486 | \$220,998 | \$2,091 | \$0 | \$2,091 | \$16,095 | \$8,649 | \$2,738 | \$13,007 | \$101,662 |
| Franklin | \$687,898 | \$161,181 | \$849,079 | \$142,306 | \$69,702 | \$224,534 | \$5,669 | \$25,693 | \$3,300 | \$14,574 | \$394,477 |
| Fulton | \$82,025 | \$18,361 | \$100,386 | \$16,219 | \$3,342 | \$21,940 | \$13,292 | \$1,430 | \$2,000 | \$10,124 | \$57,935 |
| Gallatin | \$123,431 | \$25,440 | \$148,871 | \$17,594 | \$5,680 | \$23,808 | \$2,493 | \$11,237 | \$0 | \$7,807 | \$72,803 |
| Garrard | \$122,784 | \$32,346 | \$155,130 | \$25,583 | \$1,100 | \$30,107 | \$6,628 | \$528 | \$1,625 | \$6,476 | \$45,936 |
| Grant | \$192,629 | \$65,855 | \$258,484 | \$63,416 | \$9,042 | \$72,458 | \$27,715 | \$4,374 | \$5,000 | \$403 | \$101,175 |
| Graves | \$144,931 | \$45,079 | \$190,010 | \$43,939 | \$7,477 | \$54,415 | \$24,671 | \$16,246 | \$3,125 | \$7,569 | \$183,393 |
| Grayson | \$145,992 | \$47,324 | \$193,316 | \$34,082 | \$5,384 | \$45,723 | \$6,724 | \$15,407 | \$0 | \$3,677 | \$63,310 |
| Green | \$72,976 | \$18,681 | \$91,657 | \$12,059 | \$1,198 | \$16,581 | \$428 | \$2,044 | \$1,200 | \$854 | \$32,724 |
| Greenup | \$348,543 | \$31,074 | \$379,617 | \$96,162 | \$1,867 | \$99,603 | \$16,845 | \$7,976 | \$2,800 | \$11,147 | \$104,420 |
| Hancock | \$155,395 | \$41,850 | \$197,245 | \$33,231 | \$3,822 | \$38,323 | \$1,273 | \$10,171 | \$0 | \$4,120 | \$57,405 |
| Hardin | \$389,673 | \$113,742 | \$503,415 | \$87,555 | \$20,110 | \$115,526 | \$0 | \$19,223 | \$0 | \$7,484 | \$89,283 |
| Harlan | \$201,313 | \$53,073 | \$254,386 | \$34,150 | \$4,820 | \$42,249 | \$0 | \$4,605 | \$0 | \$9,346 | \$39,550 |
| Harrison | \$197,897 | \$61,950 | \$259,847 | \$49,227 | \$10,463 | \$63,621 | \$4,338 | \$480 | \$0 | \$6,426 | \$69,561 |
| Hart | \$97,552 | \$13,158 | \$110,710 | \$15,611 | \$1,785 | \$19,243 | \$2,200 | \$6,989 | \$2,100 | \$3,192 | \$51,196 |
| Henderson | \$506,184 | \$126,620 | \$632,804 | \$108,548 | \$20,747 | \$138,304 | \$14,895 | \$13,176 | \$3,850 | \$11,456 | \$122,893 |
| Henry | \$144,868 | \$36,253 | \$181,121 | \$34,380 | \$8,095 | \$48,550 | \$5,123 | \$14,660 | \$1,850 | \$6,331 | \$47,457 |
| Hickman | \$4,800 | \$706 | \$5,506 | \$3,049 | \$0 | \$3,049 | \$0 | \$358 | \$0 | \$1,133 | \$4,561 |
| Hopkins | \$274,666 | \$47,957 | \$322,623 | \$66,039 | \$12,501 | \$89,406 | \$4,373 | \$1,854 | \$0 | \$11,451 | \$85,419 |
| Jackson | \$74,406 | \$15,756 | \$90,162 | \$27,221 | \$5,878 | \$36,503 | \$0 | \$390 | \$0 | \$2,734 | \$27,944 |
| Jefferson | \$8,489,650 | \$2,035,628 | \$10,525,278 | \$2,019,478 | \$603,300 | \$2,812,068 | \$324,846 | \$885,401 | \$4,200 | \$125 | \$2,838,298 |
| Jessamine | \$556,428 | \$145,327 | \$701,755 | \$133,409 | \$45,912 | \$182,225 | \$24,530 | \$12,823 | \$3,000 | \$17,280 | \$283,707 |
| Johnson | \$165,906 | \$47,355 | \$213,261 | \$25,599 | \$0 | \$30,321 | \$6,093 | \$8,827 | \$0 | \$0 | \$38,630 |
| Kenton | \$3,427,718 | \$774,204 | \$4,201,922 | \$690,309 | \$207,295 | \$1,131,947 | \$103,601 | \$93,069 | \$4,000 | \$45,652 | \$1,303,665 |
| Knott | \$23,437 | \$1,746 | \$25,183 | \$6,638 | \$1,190 | \$8,536 | \$0 | \$609 | \$0 | \$2,114 | \$7,219 |
| Knox | \$113,302 | \$26,078 | \$139,380 | \$9,427 | \$1,178 | \$12,798 | \$3,604 | \$6,715 | \$0 | \$8,459 | \$36,410 |
| LaRue | \$97,525 | \$27,524 | \$125,049 | \$25,177 | \$3,526 | \$32,422 | \$1,195 | \$4,826 | \$0 | \$8,869 | \$30,989 |
| Laurel | \$509,192 | \$184,794 | \$693,986 | \$358,455 | \$38,052 | \$402,418 | \$460 | \$7,225 | \$4,500 | \$13,405 | \$503,504 |
| Lawrence | \$157,996 | \$31,644 | \$189,640 | \$19,262 | \$377 | \$19,689 | \$34,232 | \$16,517 | \$0 | \$13,916 | \$87,299 |

| Item Number ----> | 10 | 11 | 12 | 13 | 14 | 15 | 16 | 17 | 18 | 19 | 20 |
|-------------------|----------------|-----------------|---------------------|-------------------------|------------------------------------|-------------------------------|-----------------|----------------------|-----------|-----------|--------------------------------|
| County | Total Salaries | Fringe Benefits | Total Staff Expense | Print Materials Expense | Audiovisual Materials Expenditures | Collection Expenditures Total | Operating Costs | | | | General Operating Expenditures |
| | | | | | | | Building Repair | Building Maintenance | Audit Fee | Insurance | |
| Lee | \$51,643 | \$9,785 | \$61,428 | \$7,025 | \$1,622 | \$8,647 | \$0 | \$1,934 | \$0 | \$2,111 | \$20,259 |
| Leslie | \$189,722 | \$35,863 | \$225,585 | \$36,918 | \$11,229 | \$48,147 | \$11,095 | \$3,335 | \$1,450 | \$16,859 | \$69,392 |
| Letcher | \$230,567 | \$53,588 | \$284,155 | \$60,844 | \$13,925 | \$79,024 | \$0 | \$12,437 | \$1,950 | \$13,702 | \$117,839 |
| Lewis | \$44,431 | \$14,455 | \$58,886 | \$19,765 | \$296 | \$20,061 | \$771 | \$611 | \$1,800 | \$2,573 | \$20,388 |
| Lincoln | \$114,896 | \$34,874 | \$149,770 | \$25,823 | \$10,751 | \$37,070 | \$0 | \$3,292 | \$4,000 | \$4,881 | \$53,044 |
| Logan | \$345,460 | \$94,737 | \$440,197 | \$74,681 | \$25,731 | \$112,053 | \$8,812 | \$8,055 | \$6,173 | \$6,658 | \$94,380 |
| Lyon | \$70,555 | \$18,393 | \$88,948 | \$22,169 | \$6,242 | \$32,740 | \$11,973 | \$7,201 | \$700 | \$5,567 | \$44,807 |
| Madison | \$450,219 | \$120,604 | \$570,823 | \$98,552 | \$29,687 | \$164,284 | \$2,773 | \$44,276 | \$4,250 | \$19,432 | \$534,616 |
| Magoffin | \$50,825 | \$28,859 | \$79,684 | \$10,734 | \$0 | \$12,754 | \$0 | \$1,563 | \$0 | \$5,119 | \$41,748 |
| Marion | \$131,144 | \$25,281 | \$156,425 | \$27,458 | \$4,944 | \$33,372 | \$22,415 | \$11,225 | \$2,000 | \$4,928 | \$77,100 |
| Marshall | \$283,692 | \$84,981 | \$368,673 | \$92,181 | \$12,928 | \$114,911 | \$31,635 | \$36,846 | \$3,500 | \$9,606 | \$319,943 |
| Martin | \$129,556 | \$49,483 | \$179,039 | \$13,177 | \$3,453 | \$16,978 | \$3,287 | \$2,500 | \$0 | \$628 | \$120,318 |
| Mason | \$139,921 | \$36,037 | \$175,958 | \$35,841 | \$5,514 | \$47,026 | \$12,326 | \$7,157 | \$3,000 | \$7,293 | \$63,959 |
| McCracken | \$649,394 | \$176,653 | \$826,047 | \$215,444 | \$83,631 | \$324,681 | \$34,847 | \$23,070 | \$6,200 | \$17,374 | \$312,852 |
| McCreary | \$121,375 | \$31,166 | \$152,541 | \$25,775 | \$5,062 | \$31,856 | \$8,345 | \$709 | \$0 | \$3,353 | \$37,499 |
| Meade | \$185,739 | \$40,752 | \$226,491 | \$39,881 | \$21,036 | \$74,949 | \$1,152 | \$1,800 | \$0 | \$6,105 | \$85,025 |
| Menifee | \$70,468 | \$20,933 | \$91,401 | \$6,674 | \$1,942 | \$8,616 | \$0 | \$6,002 | \$0 | \$1,401 | \$36,906 |
| Mercer | \$316,280 | \$96,180 | \$412,460 | \$57,712 | \$15,724 | \$76,136 | \$10,033 | \$6,517 | \$4,350 | \$9,507 | \$74,737 |
| Metcalfe | \$73,811 | \$12,216 | \$86,027 | \$8,615 | \$3,482 | \$13,655 | \$0 | \$3,806 | \$0 | \$2,830 | \$26,696 |
| Monroe | \$74,563 | \$7,656 | \$82,219 | \$13,348 | \$1,074 | \$15,216 | \$2,223 | \$7,940 | \$0 | \$1,956 | \$36,654 |
| Montgomery | \$142,998 | \$44,236 | \$187,234 | \$38,798 | \$8,400 | \$47,286 | \$5,034 | \$9,889 | \$0 | \$3,303 | \$75,409 |
| Morgan | \$121,718 | \$38,781 | \$160,499 | \$11,357 | \$2,246 | \$14,345 | \$0 | \$1,232 | \$1,000 | \$3,447 | \$17,858 |
| Muhlenberg | \$294,142 | \$121,179 | \$415,321 | \$60,369 | \$13,441 | \$95,152 | \$38,839 | \$4,628 | \$5,774 | \$7,718 | \$104,698 |
| Nelson | \$378,212 | \$93,099 | \$471,311 | \$131,252 | \$38,842 | \$176,988 | \$6,511 | \$60,121 | \$1,600 | \$7,660 | \$159,306 |
| Nicholas | \$41,935 | \$8,609 | \$50,544 | \$18,278 | \$1,105 | \$26,800 | \$7,000 | \$6,304 | \$0 | \$3,521 | \$27,837 |
| Ohio | \$216,991 | \$78,385 | \$295,376 | \$51,994 | \$13,656 | \$67,276 | \$1,842 | \$14,032 | \$0 | \$4,929 | \$91,840 |
| Oldham | \$480,319 | \$109,937 | \$590,256 | \$76,587 | \$25,246 | \$101,833 | \$39,864 | \$24,892 | \$1,750 | \$9,617 | \$145,237 |
| Owen | \$110,330 | \$27,921 | \$138,251 | \$30,808 | \$7,336 | \$38,144 | \$1,995 | \$4,219 | \$0 | \$4,882 | \$104,580 |
| Owsley | \$44,564 | \$14,455 | \$59,019 | \$6,313 | \$33 | \$7,244 | \$430 | \$1,081 | \$0 | \$1,854 | \$72,774 |
| Pendleton | \$121,752 | \$26,025 | \$147,777 | \$36,715 | \$4,805 | \$41,520 | \$4,060 | \$867 | \$0 | \$11,995 | \$46,950 |
| Perry | \$265,463 | \$120,763 | \$386,226 | \$62,131 | \$25,593 | \$98,619 | \$10,868 | \$10,728 | \$3,900 | \$789 | \$91,417 |

| Item Number ----> | 10 | 11 | 12 | 13 | 14 | 15 | 16 | 17 | 18 | 19 | 20 |
|-------------------|----------------|-----------------|---------------------|-------------------------|------------------------------------|-------------------------------|-----------------|----------------------|-----------|-----------|--------------------------------|
| County | Total Salaries | Fringe Benefits | Total Staff Expense | Print Materials Expense | Audiovisual Materials Expenditures | Collection Expenditures Total | Operating Costs | | | | General Operating Expenditures |
| | | | | | | | Building Repair | Building Maintenance | Audit Fee | Insurance | |
| Pike | \$469,484 | \$200,835 | \$670,319 | \$109,030 | \$21,536 | \$147,327 | \$18,915 | \$23,014 | \$6,200 | \$21,687 | \$302,530 |
| Powell | \$132,005 | \$37,582 | \$169,587 | \$9,461 | \$613 | \$12,011 | \$3,775 | \$765 | \$0 | \$2,831 | \$23,793 |
| Pulaski | \$427,578 | \$121,429 | \$549,007 | \$108,391 | \$27,017 | \$143,443 | \$17,336 | \$2,982 | \$4,100 | \$29,158 | \$216,202 |
| Robertson | \$33,164 | \$3,354 | \$36,518 | \$5,000 | \$146 | \$5,923 | \$583 | \$6,184 | \$2,000 | \$3,262 | \$25,081 |
| Rockcastle | \$55,231 | \$5,190 | \$60,421 | \$5,960 | \$57 | \$8,671 | \$0 | \$5,785 | \$0 | \$690 | \$22,436 |
| Rowan | \$180,664 | \$56,756 | \$237,420 | \$34,787 | \$8,030 | \$42,817 | \$15,144 | \$7,963 | \$1,400 | \$6,190 | \$62,987 |
| Russell | \$113,546 | \$46,138 | \$159,684 | \$10,378 | \$510 | \$11,942 | \$7,250 | \$8,085 | \$0 | \$2,546 | \$45,993 |
| Scott | \$509,828 | \$131,325 | \$641,153 | \$121,636 | \$29,694 | \$172,687 | \$0 | \$61,254 | \$2,500 | \$9,980 | \$446,467 |
| Shelby | \$217,165 | \$53,499 | \$270,664 | \$56,787 | \$3,717 | \$67,558 | \$3,622 | \$15,360 | \$2,050 | \$12,938 | \$68,094 |
| Simpson | \$135,258 | \$49,375 | \$184,633 | \$29,581 | \$9,645 | \$39,226 | \$18,690 | \$22,820 | \$0 | \$6,921 | \$91,761 |
| Spencer | \$88,889 | \$31,390 | \$120,279 | \$21,880 | \$5,821 | \$31,504 | \$4,555 | \$2,492 | \$0 | \$2,594 | \$86,817 |
| Taylor | \$168,591 | \$66,764 | \$235,355 | \$19,937 | \$539 | \$24,727 | \$2,766 | \$15,027 | \$0 | \$7,573 | \$57,250 |
| Todd | \$75,557 | \$9,999 | \$85,556 | \$7,141 | \$576 | \$9,606 | \$585 | \$1,662 | \$0 | \$3,346 | \$21,804 |
| Trigg | \$97,897 | \$24,873 | \$122,770 | \$23,247 | \$5,179 | \$28,626 | \$0 | \$4,575 | \$0 | \$1,608 | \$73,698 |
| Trimble | \$112,464 | \$33,719 | \$146,183 | \$22,315 | \$3,478 | \$25,992 | \$5,721 | \$5,660 | \$0 | \$4,435 | \$39,749 |
| Union | \$95,626 | \$17,795 | \$113,421 | \$33,021 | \$2,668 | \$38,649 | \$0 | \$7,218 | \$2,750 | \$2,640 | \$142,220 |
| Warren | \$1,053,897 | \$255,210 | \$1,309,107 | \$186,667 | \$81,011 | \$303,742 | \$17,371 | \$38,439 | \$8,315 | \$29,406 | \$460,297 |
| Washington | \$95,908 | \$29,613 | \$125,521 | \$27,843 | \$6,620 | \$36,058 | \$1,570 | \$5,054 | \$0 | \$2,294 | \$25,345 |
| Wayne | \$135,523 | \$45,737 | \$181,260 | \$45,639 | \$6,345 | \$54,525 | \$12,570 | \$4,040 | \$0 | \$6,775 | \$70,211 |
| Webster | \$100,859 | \$33,974 | \$134,833 | \$48,567 | \$10,227 | \$64,311 | \$1,464 | \$7,611 | \$2,100 | \$1,329 | \$33,365 |
| Whitley | \$182,376 | \$51,969 | \$234,345 | \$38,913 | \$2,980 | \$45,018 | \$693 | \$10,824 | \$0 | \$6,618 | \$77,360 |
| Wolfe | \$46,891 | \$7,028 | \$53,919 | \$11,651 | \$282 | \$15,560 | \$0 | \$2,715 | \$950 | \$4,026 | \$24,096 |
| Woodford | \$266,060 | \$62,078 | \$328,138 | \$66,254 | \$13,884 | \$82,078 | \$321 | \$46,067 | \$0 | \$15,846 | \$181,458 |
| Total: | \$43,220,746 | \$10,967,712 | \$54,188,458 | \$9,740,442 | \$2,364,761 | \$13,665,500 | \$1,460,646 | \$2,514,454 | \$207,762 | \$980,982 | \$18,917,487 |

| Item Number ----> | 21 | 22 | 23 | 24 | 25 | 26 | 27 | 28 | 29 | 30 |
|-----------------------------|-----------------------|------------------------------|----------------------------|------------------------------|----------------------------|-----------------------|---------------------------|-----------------------------|---------------------------|--------------------|
| County | Total Bookmobile Cost | Total Electronic Access Cost | Cost, Continuing Education | Total Operating Expenditures | Total Capital Expenditures | Total Capital Revenue | Bookmobile Hours Per year | Annual Public Service Hours | Square Feet, Main Library | Number of Branches |
| Adair | \$5,855 | \$454 | \$1,203 | \$28,796 | \$0 | \$0 | 1,560 | 4,056 | 6,654 | |
| Allen | \$3,001 | \$18,781 | \$3,431 | \$93,502 | \$0 | \$0 | 884 | 3,510 | 6,000 | |
| Anderson | \$3,134 | \$81,507 | \$5,962 | \$198,300 | \$2,585,787 | \$2,400,000 | 1,196 | 4,524 | 13,444 | |
| Ballard/Carlisle/Livingston | \$6,258 | \$300 | \$2,052 | \$12,873 | \$0 | \$0 | 1,612 | 1,976 | 1,826 | |
| Barren | \$13,479 | \$21,358 | \$3,905 | \$104,503 | \$61,823 | \$0 | 2,080 | 5,096 | 11,250 | |
| Bath | \$3,623 | \$13,685 | \$1,277 | \$90,248 | \$7,367 | \$7,668 | 1,300 | 3,900 | 8,363 | |
| Bell | \$5,830 | \$12,220 | \$3,204 | \$134,885 | \$33,962 | \$0 | 1,560 | 6,864 | 8,400 | 1 |
| Boone | \$3,627 | \$170,455 | \$12,401 | \$752,974 | \$6,664,670 | \$0 | | 13,624 | 35,000 | 3 |
| Bourbon | \$2,804 | \$28,623 | \$3,042 | \$119,709 | \$1,587 | \$0 | | 2,626 | 11,336 | |
| Boyd | \$0 | \$31,161 | \$56,407 | \$380,171 | \$137,511 | \$0 | | 8,944 | 23,000 | 2 |
| Boyle | \$5,038 | \$16,031 | \$2,047 | \$319,540 | \$500,000 | \$105,338 | 1,092 | 4,186 | 17,500 | |
| Bracken | \$1,923 | \$9,024 | \$1,716 | \$121,817 | \$212,652 | \$211,652 | 936 | 3,328 | 6,000 | |
| Breathitt | \$15,946 | \$2,744 | \$2,984 | \$98,199 | \$0 | \$0 | | 2,704 | 10,000 | |
| Breckinridge | \$202 | \$4,740 | \$2,871 | \$48,484 | \$0 | \$0 | | 5,772 | 6,000 | 2 |
| Bullitt | \$0 | \$19,823 | \$3,045 | \$99,141 | \$88,010 | \$0 | | 10,088 | 8,000 | 3 |
| Butler | \$3,618 | \$9,667 | \$1,453 | \$38,830 | \$0 | \$0 | 1,040 | 3,666 | 5,728 | |
| Caldwell | \$0 | \$6,219 | \$0 | \$68,625 | \$177,459 | \$228,474 | | 2,496 | 15,000 | |
| Calloway | \$6,928 | \$6,366 | \$6,480 | \$115,425 | \$0 | \$0 | 1,690 | 5,434 | 14,800 | |
| Campbell | \$1,323 | \$30,112 | \$13,697 | \$650,623 | \$277,391 | \$0 | | 10,140 | 14,600 | 2 |
| Carroll | \$376 | \$2,536 | \$3,422 | \$69,131 | \$0 | \$0 | | 2,652 | 6,000 | |
| Casey | \$5,414 | \$9,813 | \$300 | \$63,226 | \$3,850 | \$19,450 | 2,080 | 4,264 | 7,382 | |
| Christian | \$0 | \$910 | \$1,854 | \$108,890 | \$0 | \$0 | | 2,756 | 22,000 | |
| Clark | \$4,644 | \$120,390 | \$5,064 | \$399,495 | \$0 | \$0 | 1,820 | 5,174 | 18,200 | |
| Clay | \$2,911 | \$0 | \$1,451 | \$55,698 | \$54,890 | \$60,080 | 1,664 | 4,108 | 6,729 | |
| Clinton | \$4,627 | \$1,250 | \$317 | \$23,825 | \$0 | \$0 | 1,248 | 3,406 | 4,156 | |
| Crittenden | \$1,910 | \$1,299 | \$670 | \$48,347 | \$0 | \$0 | 1,040 | 3,120 | 5,236 | |
| Cumberland | \$1,134 | \$9,083 | \$1,093 | \$24,575 | \$0 | \$0 | 1,248 | 3,276 | 5,701 | |
| Daviess | \$2,188 | \$100,599 | \$16,737 | \$575,480 | \$0 | \$0 | | 3,744 | 45,000 | |
| Edmonson | \$7,464 | \$31,442 | \$2,173 | \$71,105 | \$0 | \$0 | 1,586 | 4,576 | 5,800 | |
| Elliott | \$0 | \$2,266 | \$895 | \$8,223 | \$0 | \$125,000 | | 2,418 | 8,000 | |
| Estill | \$1,953 | \$12,269 | \$895 | \$56,637 | \$0 | \$0 | 1,248 | 3,744 | 5,700 | |

| Item Number ----> | 21 | 22 | 23 | 24 | 25 | 26 | 27 | 28 | 29 | 30 |
|-------------------|-----------------------|------------------------------|----------------------------|------------------------------|----------------------------|-----------------------|---------------------------|-----------------------------|---------------------------|--------------------|
| County | Total Bookmobile Cost | Total Electronic Access Cost | Cost, Continuing Education | Total Operating Expenditures | Total Capital Expenditures | Total Capital Revenue | Bookmobile Hours Per year | Annual Public Service Hours | Square Feet, Main Library | Number of Branches |
| Fayette | \$4,246 | \$95,701 | \$44,648 | \$2,460,257 | \$774,523 | \$0 | 858 | 20,176 | 110,400 | 5 |
| Fleming | \$1,832 | \$14,017 | \$1,623 | \$82,498 | \$0 | \$0 | 1,560 | 4,368 | 6,440 | |
| Floyd | \$3,882 | \$17,542 | \$2,830 | \$125,916 | \$50,943 | \$0 | 1,248 | 3,952 | 7,600 | |
| Franklin | \$2,363 | \$88,704 | \$6,150 | \$491,694 | \$630,968 | \$730,000 | | 3,380 | 18,278 | |
| Fulton | \$1,921 | \$1,847 | \$2,631 | \$64,334 | \$34,701 | \$0 | 910 | 3,978 | 6,000 | 1 |
| Gallatin | \$0 | \$12,111 | \$3,268 | \$88,182 | \$0 | \$0 | | 2,444 | 6,800 | |
| Garrard | \$1,978 | \$1,800 | \$1,447 | \$51,161 | \$0 | \$0 | 1,248 | 3,640 | 3,982 | |
| Grant | \$0 | \$27,096 | \$3,734 | \$132,005 | \$27,211 | \$0 | | 2,886 | 12,500 | |
| Graves | \$7,292 | \$6,535 | \$2,667 | \$199,887 | \$0 | \$0 | 1,820 | 4,628 | 17,635 | |
| Grayson | \$6,771 | \$29,871 | \$4,048 | \$104,000 | \$0 | \$0 | 1,742 | 4,446 | 7,500 | |
| Green | \$955 | \$434 | \$1,251 | \$35,364 | \$0 | \$0 | 780 | 3,042 | 2,652 | |
| Greenup | \$3,386 | \$139,831 | \$2,473 | \$250,110 | \$65,500 | \$65,500 | 1,534 | 9,022 | 6,250 | 2 |
| Hancock | \$3,250 | \$25,363 | \$4,184 | \$90,202 | \$104,144 | \$15,500 | 1,040 | 5,590 | 5,500 | 1 |
| Hardin | \$4,012 | \$14,711 | \$2,952 | \$110,958 | \$0 | \$0 | 1,560 | 7,488 | 18,100 | 1 |
| Harlan | \$2,264 | \$2,129 | \$6,550 | \$50,493 | \$0 | \$0 | 1,560 | 6,708 | 10,276 | 1 |
| Harrison | \$5,877 | \$3,263 | \$2,153 | \$80,854 | \$0 | \$0 | 910 | 3,874 | 9,600 | |
| Hart | \$5,486 | \$1,039 | \$7,037 | \$64,758 | \$0 | \$0 | 1,456 | 3,874 | 6,944 | |
| Henderson | \$4,312 | \$63,119 | \$2,624 | \$192,948 | \$0 | \$0 | 1,456 | 4,758 | 21,635 | |
| Henry | \$2,599 | \$16,279 | \$557 | \$66,892 | \$0 | \$0 | 1,456 | 4,108 | 8,000 | |
| Hickman | \$5,000 | \$1,870 | \$0 | \$11,431 | \$0 | \$0 | 676 | 1,456 | 2,100 | |
| Hopkins | \$4,427 | \$6,735 | \$8,225 | \$104,806 | \$77,789 | \$0 | 1,950 | 6,838 | 6,952 | 1 |
| Jackson | \$2,606 | \$4,911 | \$2,199 | \$37,660 | \$183,940 | \$819,079 | 1,560 | 3,952 | 4,440 | |
| Jefferson | \$34,281 | \$398,652 | \$42,700 | \$3,313,931 | \$309,740 | \$1,375,000 | 2,704 | 52,364 | 167,031 | 16 |
| Jessamine | \$6,096 | \$71,150 | \$15,581 | \$376,534 | \$0 | \$0 | 1,560 | 4,810 | 22,800 | |
| Johnson | \$3,359 | \$38,870 | \$4,986 | \$85,845 | \$0 | \$0 | 1,352 | 3,874 | 7,700 | |
| Kenton | \$8,132 | \$434,964 | \$66,409 | \$1,813,170 | \$876,232 | \$6,869 | | 10,556 | 52,900 | 2 |
| Knott | \$764 | \$3,955 | \$664 | \$12,602 | \$50,605 | \$50,605 | 1,071 | 3,515 | 2,400 | |
| Knox | \$5,075 | \$771 | \$735 | \$42,991 | \$45,208 | \$15,053 | 1,378 | 3,614 | 7,123 | |
| LaRue | \$6,718 | \$9,362 | \$1,947 | \$49,016 | \$0 | \$0 | 1,456 | 4,186 | 6,000 | |
| Laurel | \$1,996 | \$22,163 | \$10,854 | \$538,517 | \$26,000 | \$0 | 1,820 | 8,684 | 25,100 | 2 |
| Lawrence | \$5,496 | \$9,572 | \$2,835 | \$105,202 | \$0 | \$0 | 1,664 | 4,108 | 6,204 | |

| Item Number ----> | 21 | 22 | 23 | 24 | 25 | 26 | 27 | 28 | 29 | 30 |
|-------------------|-----------------------|------------------------------|----------------------------|------------------------------|----------------------------|-----------------------|---------------------------|-----------------------------|---------------------------|--------------------|
| County | Total Bookmobile Cost | Total Electronic Access Cost | Cost, Continuing Education | Total Operating Expenditures | Total Capital Expenditures | Total Capital Revenue | Bookmobile Hours Per year | Annual Public Service Hours | Square Feet, Main Library | Number of Branches |
| Lee | \$0 | \$3,925 | \$1,759 | \$25,943 | \$0 | \$0 | | 2,288 | 6,565 | |
| Leslie | \$12,953 | \$9,930 | \$3,711 | \$95,986 | \$0 | \$0 | 1,560 | 4,368 | 2,663 | |
| Letcher | \$5,239 | \$18,387 | \$4,556 | \$146,021 | \$108,755 | \$0 | 1,664 | 11,362 | 21,000 | 3 |
| Lewis | \$5,026 | \$6,151 | \$1,781 | \$33,346 | \$0 | \$0 | 1,664 | 3,640 | 8,241 | |
| Lincoln | \$6,535 | \$948 | \$1,855 | \$62,382 | \$0 | \$0 | 1,274 | 3,770 | 4,435 | |
| Logan | \$3,441 | \$9,590 | \$4,132 | \$111,543 | \$0 | \$202,134 | 780 | 6,344 | 11,200 | 3 |
| Lyon | \$1,509 | \$7,176 | \$402 | \$53,894 | \$0 | \$0 | 780 | 3,016 | 7,720 | |
| Madison | \$6,676 | \$4,038 | \$8,075 | \$553,405 | \$0 | \$0 | 1,560 | 7,072 | 18,236 | 1 |
| Magoffin | \$0 | \$5,453 | \$0 | \$47,201 | \$0 | \$0 | | 1,976 | 9,600 | |
| Marion | \$2,227 | \$419 | \$2,127 | \$81,873 | \$0 | \$0 | 1,196 | 3,874 | 11,200 | |
| Marshall | \$2,718 | \$61,657 | \$14,902 | \$399,220 | \$0 | \$0 | 1,820 | 9,620 | 15,150 | 2 |
| Martin | \$2,845 | \$400 | \$2,566 | \$126,129 | \$0 | \$0 | 1,170 | 3,614 | 10,904 | 1 |
| Mason | \$1,754 | \$410 | \$1,380 | \$67,503 | \$61,735 | \$0 | 936 | 3,796 | 11,000 | |
| McCracken | \$0 | \$118,283 | \$22,763 | \$453,898 | \$70,156 | \$0 | | 3,692 | 33,000 | |
| McCreary | \$3,432 | \$5,129 | \$3,064 | \$49,124 | \$0 | \$0 | 1,326 | 4,056 | 9,812 | |
| Meade | \$2,025 | \$16,209 | \$4,148 | \$107,407 | \$0 | \$0 | 988 | 3,822 | 9,360 | |
| Menifee | \$0 | \$1,710 | \$1,630 | \$40,246 | \$139,833 | \$132,000 | | 2,600 | 9,575 | |
| Mercer | \$4,650 | \$10,796 | \$3,468 | \$93,651 | \$97,742 | \$0 | 1,144 | 4,368 | 9,916 | |
| Metcalfe | \$1,653 | \$550 | \$738 | \$29,637 | \$78,351 | \$0 | 1,378 | 3,302 | 7,378 | |
| Monroe | \$1,377 | \$4,358 | \$4,441 | \$46,830 | \$74,272 | \$32,700 | 1,352 | 3,900 | 5,120 | |
| Montgomery | \$1,705 | \$6,124 | \$6,165 | \$89,403 | \$0 | \$0 | | 2,704 | 8,704 | |
| Morgan | \$2,763 | \$30,572 | \$322 | \$51,515 | \$0 | \$183,250 | | 2,548 | 16,380 | |
| Muhlenberg | \$4,330 | \$27,187 | \$3,324 | \$139,539 | \$0 | \$0 | 1,326 | 6,214 | 10,954 | 1 |
| Nelson | \$3,734 | \$33,226 | \$5,213 | \$201,479 | \$0 | \$0 | 1,560 | 7,332 | 10,040 | 2 |
| Nicholas | \$788 | \$1,350 | \$540 | \$30,515 | \$0 | \$0 | | 2,392 | 7,000 | |
| Ohio | \$2,152 | \$3,263 | \$352 | \$97,607 | \$27,005 | \$5,000 | 1,040 | 3,744 | 15,010 | |
| Oldham | \$0 | \$73,798 | \$6,856 | \$225,891 | \$0 | \$0 | | 7,800 | 4,850 | 2 |
| Owen | \$482 | \$16,143 | \$3,125 | \$124,330 | \$0 | \$0 | | 2,496 | 4,650 | |
| Owsley | \$500 | \$1,043 | \$1,627 | \$75,944 | \$0 | \$0 | | 2,080 | 2,600 | |
| Pendleton | \$879 | \$12,124 | \$3,548 | \$63,501 | \$0 | \$4,337 | 936 | 4,264 | 5,800 | |
| Perry | \$1,752 | \$21,197 | \$6,102 | \$120,468 | \$14,090 | \$0 | 1,690 | 4,498 | 13,000 | |

| Item Number ----> | 21 | 22 | 23 | 24 | 25 | 26 | 27 | 28 | 29 | 30 |
|-------------------|-----------------------|------------------------------|----------------------------|------------------------------|----------------------------|-----------------------|---------------------------|-----------------------------|---------------------------|--------------------|
| County | Total Bookmobile Cost | Total Electronic Access Cost | Cost, Continuing Education | Total Operating Expenditures | Total Capital Expenditures | Total Capital Revenue | Bookmobile Hours Per year | Annual Public Service Hours | Square Feet, Main Library | Number of Branches |
| Pike | \$10,840 | \$78,381 | \$7,674 | \$399,425 | \$217,524 | \$0 | 1,664 | 14,248 | 10,692 | 4 |
| Powell | \$5,662 | \$3,621 | \$1,413 | \$34,489 | \$0 | \$0 | 1,248 | 4,004 | 6,000 | |
| Pulaski | \$4,140 | \$39,211 | \$2,597 | \$262,150 | \$50,694 | \$800,000 | 1,690 | 13,442 | 13,419 | 4 |
| Robertson | \$500 | \$6,550 | \$1,041 | \$33,172 | \$51,930 | \$117,542 | 416 | 5,096 | 5,109 | 1 |
| Rockcastle | \$2,686 | \$6,220 | \$645 | \$31,987 | \$0 | \$0 | 1,274 | 3,666 | 5,644 | |
| Rowan | \$5,121 | \$31,265 | \$7,498 | \$106,871 | \$26,478 | \$0 | 1,196 | 4,004 | 10,371 | |
| Russell | \$1,759 | \$1,576 | \$1,404 | \$50,732 | \$0 | \$0 | 1,248 | 5,668 | 6,376 | 1 |
| Scott | \$14,556 | \$23,397 | \$5,835 | \$490,255 | \$0 | \$0 | 1,258 | 4,898 | 28,750 | |
| Shelby | \$2,756 | \$12,242 | \$3,368 | \$86,460 | \$80,447 | \$0 | 1,560 | 4,056 | 16,466 | |
| Simpson | \$5,443 | \$9,581 | \$2,405 | \$109,190 | \$0 | \$0 | 1,456 | 4,368 | 6,024 | |
| Spencer | \$0 | \$3,267 | \$2,609 | \$92,693 | \$0 | \$0 | | 2,418 | 6,329 | |
| Taylor | \$3,180 | \$11,054 | \$1,136 | \$72,620 | \$0 | \$0 | 1,690 | 4,264 | 7,800 | |
| Todd | \$1,937 | \$735 | \$358 | \$24,834 | \$0 | \$0 | 1,300 | 3,536 | 3,276 | |
| Trigg | \$1,286 | \$1,190 | \$406 | \$76,580 | \$0 | \$0 | 1,118 | 3,614 | 5,998 | |
| Trimble | \$595 | \$17,800 | \$1,953 | \$60,097 | \$0 | \$0 | 780 | 3,276 | 4,000 | |
| Union | \$0 | \$658 | \$4,937 | \$147,815 | \$0 | \$36,562 | | 5,538 | 2,730 | 2 |
| Warren | \$8,438 | \$61,804 | \$16,587 | \$547,126 | \$0 | \$0 | 2,184 | 12,324 | 19,100 | 3 |
| Washington | \$3,837 | \$15,508 | \$3,220 | \$47,910 | \$0 | \$0 | 702 | 3,042 | 4,384 | |
| Wayne | \$3,691 | \$7,318 | \$2,997 | \$84,217 | \$0 | \$0 | 1,430 | 3,926 | 9,672 | |
| Webster | \$2,412 | \$8,171 | \$824 | \$44,772 | \$1,621 | \$60,720 | 1,248 | 5,616 | 4,800 | 1 |
| Whitley | \$8,439 | \$43,328 | \$2,938 | \$132,065 | \$35,482 | \$0 | 1,300 | 6,240 | 15,564 | 1 |
| Wolfe | \$0 | \$1,795 | \$1,107 | \$26,998 | \$0 | \$57,000 | | 2,314 | 7,010 | |
| Woodford | \$10,772 | \$25,408 | \$2,528 | \$220,166 | \$479,994 | \$250,000 | 2,080 | 5,408 | 6,000 | |
| Total: | \$442,781 | \$3,261,120 | \$622,162 | \$23,243,550 | \$15,680,572 | \$8,116,513 | 119,200 | 618,010 | 1,486,224 | 77 |

| Item Number ----> | 31 | 32 | 33 | 34 | 35 | 36 | 37 | 38 | 39 | 40 | 41 | 42 |
|-----------------------------|-----------------------|-------------------------------|--------------------|--------------------------------------|--------------------|-------------------------|-----------------|-------------|---------------|-------------------|------------------|----------------------|
| County | Number of Bookmobiles | Square Feet, Branch Libraries | Square Feet, Total | Number of Groups Using Meeting Rooms | Number of Meetings | Staff (FTE) | | | Collection | | | |
| | | | | | | Librarians with ALA MLS | All Other Staff | Total Staff | Adult Fiction | Adult Non-Fiction | Juvenile Fiction | Juvenile Non-Fiction |
| Adair | 1 | | 6,654 | 1 | 12 | 0.00 | 5.36 | 5.36 | 9,489 | 12,129 | 7,426 | 1,225 |
| Allen | 1 | | 6,000 | 0 | 0 | 0.00 | 7.00 | 7.00 | 7,896 | 5,483 | 8,832 | 4,831 |
| Anderson | 1 | | 13,444 | 6 | 6 | 0.88 | 10.52 | 11.40 | 19,722 | 17,598 | 12,447 | 5,654 |
| Ballard/Carlisle/Livingston | 1 | | 1,826 | 2 | 24 | 0.00 | 1.00 | 1.00 | 5,076 | 6,636 | 6,414 | 3,983 |
| Barren | 2 | | 11,250 | 20 | 58 | 0.00 | 10.00 | 10.00 | 13,488 | 17,246 | 10,245 | 7,306 |
| Bath | 1 | | 8,363 | 38 | 203 | 0.00 | 4.80 | 4.80 | 7,729 | 5,877 | 4,025 | 3,473 |
| Bell | 1 | 4,200 | 12,600 | 114 | 164 | 0.00 | 10.80 | 10.80 | 17,423 | 25,389 | 11,590 | 9,791 |
| Boone | | 28,265 | 63,265 | 299 | 1,077 | 19.00 | 43.25 | 62.25 | 63,032 | 113,998 | 64,146 | 45,013 |
| Bourbon | | | 11,336 | 33 | 85 | 2.00 | 6.50 | 8.50 | 13,523 | 14,151 | 7,036 | 3,552 |
| Boyd | | 6,865 | 29,865 | 82 | 161 | 4.00 | 24.40 | 28.40 | 38,610 | 45,893 | 18,770 | 8,951 |
| Boyle | 1 | | 17,500 | 18 | 96 | 2.80 | 11.20 | 14.00 | 30,452 | 40,418 | 20,351 | 11,400 |
| Bracken | 1 | | 6,000 | 14 | 172 | 0.00 | 5.00 | 5.00 | 6,269 | 5,615 | 7,617 | 2,992 |
| Breathitt | | | 10,000 | 72 | 1,027 | 0.00 | 4.00 | 4.00 | 6,483 | 8,599 | 8,347 | 6,421 |
| Breckinridge | | 8,200 | 14,200 | 8 | 63 | 1.00 | 7.75 | 8.75 | 14,515 | 14,117 | 14,529 | 8,022 |
| Bullitt | | 12,074 | 20,074 | 37 | 181 | 1.00 | 20.30 | 21.30 | 40,333 | 39,690 | 39,423 | 20,846 |
| Butler | 1 | | 5,728 | 41 | 165 | 0.00 | 5.20 | 5.20 | 10,372 | 10,473 | 5,363 | 4,912 |
| Caldwell | | | 15,000 | 63 | 252 | 0.00 | 5.00 | 5.00 | 7,603 | 9,283 | 6,356 | 4,534 |
| Calloway | 1 | | 14,800 | 98 | 596 | 1.00 | 8.25 | 9.25 | 20,667 | 11,099 | 11,507 | 7,892 |
| Campbell | | 42,000 | 56,600 | 197 | 404 | 15.50 | 37.00 | 52.50 | 48,464 | 65,960 | 45,498 | 33,259 |
| Carroll | | | 6,000 | 46 | 311 | 0.00 | 5.50 | 5.50 | 5,481 | 9,585 | 6,111 | 3,408 |
| Casey | 1 | | 7,382 | 173 | 231 | 0.60 | 6.80 | 7.40 | 14,463 | 16,184 | 10,653 | 5,819 |
| Christian | | | 22,000 | 246 | 422 | 0.00 | 7.20 | 7.20 | 34,583 | 30,039 | 20,268 | 10,601 |
| Clark | 1 | | 18,200 | 206 | 638 | 1.00 | 15.25 | 16.25 | 19,774 | 35,082 | 20,955 | 11,992 |
| Clay | 1 | | 6,729 | 131 | 131 | 0.00 | 7.00 | 7.00 | 2,380 | 3,789 | 1,488 | 1,903 |
| Clinton | 1 | | 4,156 | 0 | 0 | 0.00 | 3.43 | 3.43 | 8,819 | 6,731 | 6,910 | 2,155 |
| Crittenden | 1 | | 5,236 | 19 | 166 | 0.00 | 6.00 | 6.00 | 10,704 | 13,684 | 8,745 | 6,845 |
| Cumberland | 1 | | 5,701 | 144 | 180 | 0.00 | 5.00 | 5.00 | 9,868 | 11,665 | 5,708 | 5,391 |
| Daviess | | | 45,000 | 51 | 295 | 3.00 | 37.00 | 40.00 | 58,263 | 89,646 | 26,054 | 17,130 |
| Edmonson | 1 | | 5,800 | 36 | 126 | 0.00 | 4.68 | 4.68 | 10,343 | 6,083 | 5,856 | 5,428 |
| Elliott | | | 8,000 | 35 | 144 | 0.00 | 2.00 | 2.00 | 9,493 | 2,621 | 5,923 | 2,138 |
| Estill | 1 | | 5,700 | 91 | 124 | 1.87 | 3.74 | 5.61 | 9,235 | 8,483 | 7,126 | 4,246 |

| Item Number ----> | 31 | 32 | 33 | 34 | 35 | 36 | 37 | 38 | 39 | 40 | 41 | 42 |
|-------------------|-----------------------|-------------------------------|--------------------|--------------------------------------|--------------------|-------------------------|-----------------|-------------|---------------|-------------------|------------------|----------------------|
| County | Number of Bookmobiles | Square Feet, Branch Libraries | Square Feet, Total | Number of Groups Using Meeting Rooms | Number of Meetings | Staff (FTE) | | | Collection | | | |
| | | | | | | Librarians with ALA MLS | All Other Staff | Total Staff | Adult Fiction | Adult Non-Fiction | Juvenile Fiction | Juvenile Non-Fiction |
| Fayette | | 73,350 | 183,750 | 1,821 | 2,740 | 54.00 | 174.00 | 228.00 | 158,229 | 221,110 | 134,979 | 87,156 |
| Fleming | 1 | | 6,440 | 101 | 237 | 0.00 | 6.00 | 6.00 | 6,978 | 10,414 | 5,724 | 4,579 |
| Floyd | 1 | | 7,600 | 58 | 400 | 0.00 | 7.00 | 7.00 | 14,600 | 28,100 | 12,050 | 16,500 |
| Franklin | | | 18,278 | 11 | 21 | 3.75 | 18.50 | 22.25 | 30,697 | 42,821 | 18,527 | 14,081 |
| Fulton | 1 | 3,970 | 9,970 | 21 | 108 | 0.00 | 5.25 | 5.25 | 22,356 | 12,698 | 10,340 | 6,918 |
| Gallatin | | | 6,800 | 8 | 35 | 0.00 | 4.50 | 4.50 | 4,850 | 4,345 | 4,505 | 2,878 |
| Garrard | 1 | | 3,982 | 35 | 75 | 0.00 | 6.80 | 6.80 | 10,980 | 9,581 | 7,522 | 4,279 |
| Grant | | | 12,500 | 72 | 77 | 0.94 | 6.95 | 7.89 | 10,025 | 11,127 | 9,454 | 4,589 |
| Graves | 1 | | 17,635 | 285 | 1,500 | 0.00 | 7.65 | 7.65 | 24,839 | 21,086 | 14,481 | 6,110 |
| Grayson | 1 | | 7,500 | 39 | 243 | 0.00 | 8.20 | 8.20 | 13,347 | 16,245 | 6,713 | 3,438 |
| Green | | | 2,652 | 2 | 12 | 0.00 | 5.00 | 5.00 | 6,500 | 6,000 | 4,000 | 1,200 |
| Greenup | 1 | 15,699 | 21,949 | 123 | 769 | 1.00 | 16.00 | 17.00 | 33,241 | 42,433 | 19,676 | 11,178 |
| Hancock | 1 | 1,800 | 7,300 | 15 | 17 | 0.00 | 9.00 | 9.00 | 13,137 | 11,059 | 8,528 | 4,704 |
| Hardin | 1 | 5,100 | 23,200 | 72 | 287 | 2.00 | 15.20 | 17.20 | 39,545 | 28,054 | 16,688 | 9,907 |
| Harlan | 1 | 7,425 | 17,701 | 68 | 274 | 1.00 | 7.72 | 8.72 | 19,090 | 28,917 | 17,718 | 11,499 |
| Harrison | 1 | | 9,600 | 16 | 81 | 0.94 | 6.44 | 7.38 | 13,944 | 12,387 | 12,043 | 5,840 |
| Hart | 1 | | 6,944 | 63 | 202 | 0.00 | 5.50 | 5.50 | 8,661 | 10,075 | 8,627 | 5,913 |
| Henderson | 1 | | 21,635 | 195 | 435 | 3.00 | 14.28 | 17.28 | 33,664 | 38,998 | 11,810 | 8,757 |
| Henry | 1 | | 8,000 | 74 | 404 | 0.00 | 4.95 | 4.95 | 5,913 | 15,477 | 7,402 | 5,165 |
| Hickman | | | 2,100 | 1 | 12 | 0.00 | 1.00 | 1.00 | 2,126 | 2,923 | 3,314 | 2,069 |
| Hopkins | 1 | 3,328 | 10,280 | 120 | 446 | 0.00 | 15.00 | 15.00 | 25,189 | 33,897 | 25,498 | 13,748 |
| Jackson | 1 | | 4,440 | 11 | 78 | 0.00 | 6.00 | 6.00 | 3,199 | 715 | 2,750 | 2,204 |
| Jefferson | 2 | 144,612 | 311,643 | 477 | 3,275 | 65.00 | 255.00 | 320.00 | 281,887 | 598,708 | 310,178 | 155,528 |
| Jessamine | 1 | | 22,800 | 76 | 180 | 5.11 | 18.73 | 23.84 | 18,329 | 25,008 | 18,860 | 10,116 |
| Johnson | 1 | | 7,700 | 58 | 443 | 0.00 | 8.00 | 8.00 | 19,924 | 16,676 | 9,537 | 6,289 |
| Kenton | | 41,370 | 94,270 | 1,951 | 1,951 | 25.00 | 134.00 | 159.00 | 182,309 | 110,460 | 106,322 | 61,261 |
| Knott | 1 | | 2,400 | 53 | 40 | 1.00 | 3.00 | 4.00 | 5,941 | 6,073 | 4,475 | 2,694 |
| Knox | 1 | | 7,123 | 84 | 309 | 0.00 | 4.00 | 4.00 | 4,798 | 6,543 | 4,519 | 5,206 |
| LaRue | 1 | | 6,000 | 0 | 0 | 0.00 | 5.50 | 5.50 | 14,662 | 14,475 | 10,560 | 7,713 |
| Laurel | 1 | 7,400 | 32,500 | 70 | 137 | 1.00 | 26.00 | 27.00 | 32,653 | 20,653 | 18,989 | 11,909 |
| Lawrence | 1 | | 6,204 | 20 | 217 | 0.00 | 8.50 | 8.50 | 8,637 | 9,793 | 4,829 | 3,491 |

| Item Number ----> | 31 | 32 | 33 | 34 | 35 | 36 | 37 | 38 | 39 | 40 | 41 | 42 |
|-------------------|-----------------------|-------------------------------|--------------------|--------------------------------------|--------------------|-------------------------|-----------------|-------------|---------------|-------------------|------------------|----------------------|
| County | Number of Bookmobiles | Square Feet, Branch Libraries | Square Feet, Total | Number of Groups Using Meeting Rooms | Number of Meetings | Staff (FTE) | | | Collection | | | |
| | | | | | | Librarians with ALA MLS | All Other Staff | Total Staff | Adult Fiction | Adult Non-Fiction | Juvenile Fiction | Juvenile Non-Fiction |
| Lee | | | 6,565 | 70 | 142 | 0.00 | 2.63 | 2.63 | 11,365 | 9,832 | 5,409 | 3,637 |
| Leslie | 1 | | 2,663 | 49 | 126 | 0.00 | 5.25 | 5.25 | 10,759 | 11,947 | 10,185 | 6,289 |
| Letcher | 1 | 10,174 | 31,174 | 47 | 606 | 0.00 | 10.00 | 10.00 | 12,446 | 25,246 | 11,065 | 10,088 |
| Lewis | 1 | | 8,241 | 16 | 16 | 0.00 | 1.60 | 1.60 | 7,333 | 9,128 | 6,715 | 4,317 |
| Lincoln | 1 | | 4,435 | 31 | 141 | 0.00 | 6.75 | 6.75 | 13,382 | 7,868 | 6,733 | 2,222 |
| Logan | 1 | 3,337 | 14,537 | 125 | 227 | 0.00 | 12.93 | 12.93 | 10,762 | 11,906 | 8,936 | 4,349 |
| Lyon | 1 | | 7,720 | 47 | 377 | 0.00 | 4.00 | 4.00 | 10,215 | 10,676 | 6,349 | 3,690 |
| Madison | 1 | 9,000 | 27,236 | 115 | 350 | 3.00 | 15.62 | 18.62 | 25,644 | 27,247 | 27,596 | 14,244 |
| Magoffin | | | 9,600 | 30 | 260 | 0.00 | 5.00 | 5.00 | 9,500 | 7,200 | 21,000 | 12,000 |
| Marion | 1 | | 11,200 | 28 | 160 | 0.00 | 7.00 | 7.00 | 12,990 | 17,865 | 8,521 | 7,007 |
| Marshall | 1 | 7,000 | 22,150 | 42 | 343 | 0.00 | 17.00 | 17.00 | 50,130 | 36,455 | 25,903 | 13,311 |
| Martin | 1 | 3,400 | 14,304 | 6 | 40 | 0.00 | 9.00 | 9.00 | 14,406 | 13,660 | 14,136 | 5,499 |
| Mason | 1 | | 11,000 | 24 | 145 | 0.00 | 7.00 | 7.00 | 17,226 | 15,190 | 9,693 | 3,889 |
| McCracken | | | 33,000 | 397 | 718 | 2.25 | 24.50 | 26.75 | 32,344 | 34,822 | 24,178 | 10,548 |
| McCreary | 1 | | 9,812 | 46 | 306 | 0.00 | 5.50 | 5.50 | 13,245 | 12,771 | 7,581 | 6,670 |
| Meade | 1 | | 9,360 | 25 | 61 | 1.00 | 11.00 | 12.00 | 7,971 | 9,721 | 9,041 | 4,412 |
| Menifee | | | 9,575 | 25 | 78 | 0.00 | 6.00 | 6.00 | 6,052 | 8,227 | 5,516 | 2,877 |
| Mercer | 1 | | 9,916 | 24 | 70 | 0.00 | 11.56 | 11.56 | 10,946 | 28,894 | 19,005 | 10,972 |
| Metcalfe | 1 | | 7,378 | 25 | 97 | 0.00 | 3.92 | 3.92 | 11,266 | 11,495 | 4,148 | 6,366 |
| Monroe | 1 | | 5,120 | 15 | 226 | 0.00 | 5.00 | 5.00 | 5,908 | 7,941 | 4,866 | 2,764 |
| Montgomery | | | 8,704 | 80 | 98 | 0.00 | 8.00 | 8.00 | 13,177 | 11,504 | 6,191 | 3,192 |
| Morgan | | | 16,380 | 5 | 13 | 0.00 | 6.00 | 6.00 | 5,568 | 8,102 | 4,001 | 3,343 |
| Muhlenberg | | 4,650 | 15,604 | 11 | 45 | 0.50 | 15.50 | 16.00 | 27,787 | 32,855 | 18,914 | 14,363 |
| Nelson | 1 | 4,800 | 14,840 | 75 | 210 | 1.00 | 14.28 | 15.28 | 15,220 | 17,935 | 20,843 | 10,019 |
| Nicholas | | | 7,000 | 15 | 216 | 0.00 | 4.00 | 4.00 | 6,925 | 11,813 | 4,396 | 3,784 |
| Ohio | 1 | | 15,010 | 49 | 57 | 0.00 | 14.00 | 14.00 | 15,514 | 14,582 | 11,010 | 6,509 |
| Oldham | | 6,485 | 11,335 | 0 | 0 | 4.68 | 10.43 | 15.11 | 16,783 | 28,930 | 16,208 | 7,141 |
| Owen | | | 4,650 | 20 | 221 | 0.00 | 5.00 | 5.00 | 3,778 | 7,638 | 4,603 | 3,840 |
| Owsley | | | 2,600 | 5 | 40 | 0.00 | 3.00 | 3.00 | 8,397 | 9,406 | 7,683 | 5,429 |
| Pendleton | 1 | | 5,800 | 14 | 66 | 0.00 | 5.50 | 5.50 | 7,841 | 10,371 | 7,709 | 4,851 |
| Perry | 1 | | 13,000 | 195 | 265 | 0.00 | 9.35 | 9.35 | 10,212 | 17,670 | 12,664 | 9,262 |

| Item Number ----> | 31 | 32 | 33 | 34 | 35 | 36 | 37 | 38 | 39 | 40 | 41 | 42 |
|-------------------|-----------------------|-------------------------------|--------------------|--------------------------------------|--------------------|-------------------------|-----------------|-------------|---------------|-------------------|------------------|----------------------|
| County | Number of Bookmobiles | Square Feet, Branch Libraries | Square Feet, Total | Number of Groups Using Meeting Rooms | Number of Meetings | Staff (FTE) | | | Collection | | | |
| | | | | | | Librarians with ALA MLS | All Other Staff | Total Staff | Adult Fiction | Adult Non-Fiction | Juvenile Fiction | Juvenile Non-Fiction |
| Pike | 1 | 28,082 | 38,774 | 81 | 356 | 2.00 | 18.70 | 20.70 | 60,761 | 61,261 | 39,325 | 21,807 |
| Powell | 1 | | 6,000 | 25 | 205 | 0.00 | 5.00 | 5.00 | 6,348 | 7,344 | 5,623 | 3,482 |
| Pulaski | 1 | 7,088 | 20,507 | 60 | 412 | 0.00 | 20.89 | 20.89 | 40,469 | 20,390 | 22,711 | 8,204 |
| Robertson | | 2,120 | 7,229 | 65 | 149 | 0.00 | 2.41 | 2.41 | 3,523 | 5,037 | 4,447 | 2,098 |
| Rockcastle | 1 | | 5,644 | 0 | 0 | 0.00 | 5.00 | 5.00 | 8,614 | 8,882 | 6,488 | 4,775 |
| Rowan | 1 | | 10,371 | 82 | 233 | 1.00 | 8.25 | 9.25 | 17,047 | 18,753 | 10,167 | 8,947 |
| Russell | | 2,000 | 8,376 | 36 | 89 | 0.00 | 5.63 | 5.63 | 14,404 | 13,067 | 15,676 | 6,168 |
| Scott | 1 | | 28,750 | 99 | 428 | 2.81 | 14.37 | 17.18 | 22,890 | 29,855 | 22,345 | 17,017 |
| Shelby | 1 | | 16,466 | 70 | 83 | 0.00 | 8.00 | 8.00 | 15,533 | 21,964 | 11,929 | 10,292 |
| Simpson | 1 | | 6,024 | 63 | 509 | 0.00 | 6.50 | 6.50 | 11,668 | 9,372 | 8,809 | 3,793 |
| Spencer | | | 6,329 | 12 | 40 | 0.00 | 4.50 | 4.50 | 7,711 | 10,798 | 5,656 | 4,631 |
| Taylor | 1 | | 7,800 | 132 | 446 | 0.00 | 12.10 | 12.10 | 20,868 | 19,788 | 16,867 | 6,859 |
| Todd | 1 | | 3,276 | 26 | 159 | 0.00 | 6.00 | 6.00 | 7,802 | 6,185 | 5,407 | 2,251 |
| Trigg | 1 | | 5,998 | 29 | 159 | 0.00 | 7.00 | 7.00 | 7,522 | 8,337 | 5,426 | 1,102 |
| Trimble | 1 | | 4,000 | 39 | 270 | 0.00 | 7.00 | 7.00 | 5,481 | 6,684 | 8,584 | 2,833 |
| Union | | 1,720 | 4,450 | 0 | 0 | 0.00 | 4.71 | 4.71 | 6,009 | 6,220 | 4,989 | 3,503 |
| Warren | 2 | 17,643 | 36,743 | 281 | 305 | 2.98 | 28.14 | 31.12 | 33,606 | 37,260 | 44,460 | 20,168 |
| Washington | 1 | | 4,384 | 0 | 0 | 0.90 | 3.40 | 4.30 | 5,970 | 10,915 | 6,736 | 4,578 |
| Wayne | 1 | | 9,672 | 45 | 699 | 0.00 | 6.10 | 6.10 | 14,608 | 15,121 | 8,186 | 5,528 |
| Webster | 1 | 1,104 | 5,904 | 0 | 0 | 0.00 | 7.00 | 7.00 | 21,657 | 8,694 | 2,863 | 1,853 |
| Whitley | 1 | 7,000 | 22,564 | 40 | 582 | 1.00 | 10.80 | 11.80 | 14,223 | 13,317 | 11,644 | 6,057 |
| Wolfe | | | 7,010 | 24 | 76 | 1.00 | 4.00 | 5.00 | 8,700 | 6,300 | 6,100 | 4,350 |
| Woodford | 1 | | 6,000 | 0 | 0 | 3.00 | 13.00 | 16.00 | 14,632 | 14,146 | 13,357 | 6,795 |
| Total: | 84 | 521,261 | 2,007,485 | 11,186 | 33,439 | 244.51 | 1,619.42 | 1,863.93 | 2,439,940 | 2,968,684 | 1,924,930 | 1,132,007 |

| Item Number ----> | 43 | 44 | 45 | 46 | 47 | 48 | 49 | 50 | 51 | 52 | 53 | 54 |
|-----------------------------|-----------------------|-------------------|-------------|---------------------|--------|---------------|----------------------|-------------------------|------------------|-------------------|------------------|----------------------|
| County | Total Book Collection | Books, Per Capita | Audio Books | Audio Compact Discs | Videos | Subscriptions | Registered Borrowers | People Entering Library | Book Circulation | | | |
| | | | | | | | | | Adult Fiction | Adult Non-fiction | Juvenile Fiction | Juvenile Non-Fiction |
| Adair | 30,269 | 1.72 | 200 | 25 | 130 | 58 | 8,200 | 19,300 | 23,879 | 4,481 | 10,017 | 1,911 |
| Allen | 27,042 | 1.46 | 2,133 | 0 | 1,783 | 75 | 9,506 | 112,645 | 33,520 | 15,567 | 26,037 | 803 |
| Anderson | 55,421 | 2.76 | 709 | 409 | 1,738 | 118 | 13,290 | 46,570 | 26,484 | 10,797 | 15,600 | 3,338 |
| Ballard/Carlisle/Livingston | 22,109 | 0.95 | 325 | 0 | 2,499 | 60 | 5,400 | 8,500 | 17,365 | 1,820 | 10,814 | 1,108 |
| Barren | 48,285 | 1.22 | 2155 | 0 | 1,469 | 103 | 3,843 | 68,104 | 40,878 | 12,903 | 34,880 | 11,106 |
| Bath | 21,104 | 1.83 | 503 | 113 | 1,262 | 75 | 2,638 | 34,732 | 26,804 | 5,686 | 6,733 | 2,892 |
| Bell | 64,193 | 2.16 | 814 | 202 | 2,349 | 306 | 10,367 | 68,790 | 36,775 | 13,155 | 12,582 | 5,184 |
| Boone | 286,189 | 2.82 | 9,914 | 4,016 | 15,382 | 413 | 59,512 | 492,282 | 153,531 | 154,789 | 267,970 | 80,182 |
| Bourbon | 38,262 | 1.95 | 1594 | 0 | 2,175 | 77 | 9,739 | 70,606 | 32,215 | 10,256 | 23,943 | 5,158 |
| Boyd | 112,224 | 2.26 | 3,237 | 389 | 6,162 | 250 | 25,112 | 397,793 | 88,486 | 31,089 | 32,750 | 7,380 |
| Boyle | 102,621 | 3.63 | 3122 | 1839 | 5,794 | 145 | 27,776 | 91,250 | 72,465 | 33,536 | 62,203 | 18,279 |
| Bracken | 22,493 | 2.58 | 366 | 132 | 722 | 0 | 3,361 | 16,255 | 10,781 | 2,728 | 8,726 | 1,767 |
| Breathitt | 29,850 | 1.87 | 753 | 0 | 675 | 83 | 6,039 | 37,621 | 18,741 | 5,924 | 18,624 | 16,423 |
| Breckinridge | 51,183 | 2.67 | 380 | 67 | 645 | 215 | 5,987 | 61,995 | 40,514 | 9,146 | 19,685 | 7,812 |
| Bullitt | 140,292 | 2.11 | 8494 | 2547 | 6,788 | 128 | 33,162 | 219,363 | 68,724 | 34,479 | 69,615 | 16,906 |
| Butler | 31,120 | 2.33 | 518 | 55 | 1,346 | 58 | 4,280 | 37,389 | 22,204 | 4,769 | 6,839 | 2,292 |
| Caldwell | 27,776 | 2.16 | 517 | 255 | 585 | 41 | 2,745 | 24,000 | 29,083 | 3,986 | 13,500 | 2,006 |
| Calloway | 51,165 | 1.47 | 312 | 392 | 1,365 | 114 | 19,522 | 137,011 | 64,856 | 24,108 | 51,297 | 10,095 |
| Campbell | 193,181 | 2.21 | 10313 | 7058 | 22,157 | 339 | 56,064 | 519,790 | 193,039 | 100,147 | 138,788 | 38,924 |
| Carroll | 24,585 | 2.38 | 1,587 | 839 | 2,549 | 0 | 3,350 | 61,850 | 24,429 | 16,685 | 19,151 | 3,003 |
| Casey | 47,119 | 2.93 | 958 | 60 | 811 | 105 | 13,015 | 40,180 | 38,604 | 11,699 | 18,271 | 4,907 |
| Christian | 95,491 | 1.35 | 1,680 | 1,039 | 4,422 | 87 | 29,371 | 113,932 | 59,723 | 25,136 | 28,960 | 10,913 |
| Clark | 87,803 | 2.55 | 3675 | 128 | 3,917 | 187 | 29,234 | 169,230 | 63,708 | 43,387 | 80,656 | 19,854 |
| Clay | 9,560 | 0.39 | 192 | 5 | 301 | 52 | 1,580 | 23,207 | 11,495 | 2,810 | 8,921 | 1,353 |
| Clinton | 24,615 | 2.58 | 649 | 42 | 747 | 44 | 3,855 | 36,261 | 32,569 | 10,813 | 23,366 | 2,776 |
| Crittenden | 39,978 | 4.44 | 1,243 | 33 | 600 | 107 | 5,629 | 20,551 | 23,047 | 4,742 | 8,462 | 1,277 |
| Cumberland | 32,632 | 4.55 | 688 | 140 | 1,175 | 83 | 2,499 | 12,522 | 16,118 | 4,627 | 6,364 | 2,080 |
| Daviess | 191,093 | 2.06 | 5,847 | 2,997 | 9,817 | 326 | 69,301 | 388,883 | 161,358 | 95,308 | 125,293 | 38,191 |
| Edmonson | 27,710 | 2.32 | 378 | 97 | 671 | 48 | 1,496 | 29,060 | 18,675 | 3,283 | 17,017 | 1,754 |
| Elliott | 20,175 | 2.95 | 433 | 370 | 1,106 | 12 | 5,569 | 33,800 | 11,119 | 3,358 | 7,231 | 2,442 |
| Estill | 29,090 | 1.92 | 457 | 180 | 496 | 74 | 4,303 | 67,678 | 32,250 | 11,978 | 26,361 | 4,774 |

| Item Number ----> | 43 | 44 | 45 | 46 | 47 | 48 | 49 | 50 | 51 | 52 | 53 | 54 |
|-------------------|-----------------------|-------------------|-------------|---------------------|--------|---------------|----------------------|-------------------------|------------------|-------------------|------------------|----------------------|
| County | Total Book Collection | Books, Per Capita | Audio Books | Audio Compact Discs | Videos | Subscriptions | Registered Borrowers | People Entering Library | Book Circulation | | | |
| | | | | | | | | | Adult Fiction | Adult Non-fiction | Juvenile Fiction | Juvenile Non-Fiction |
| Fayette | 601,474 | 2.26 | 17736 | 34038 | 24,699 | 1,417 | 109,954 | 1,754,187 | 453,521 | 364,803 | 415,188 | 160,124 |
| Fleming | 27,695 | 1.91 | 813 | 219 | 1,538 | 178 | 7,285 | 122,404 | 34,046 | 15,503 | 28,138 | 13,415 |
| Floyd | 71,250 | 1.68 | 1000 | 950 | 900 | 20 | 18,000 | 17,100 | 26,000 | 18,100 | 14,850 | 8,700 |
| Franklin | 106,126 | 2.20 | 4,912 | 4,070 | 6,671 | 267 | 24,698 | 200,268 | 99,390 | 66,939 | 63,239 | 24,551 |
| Fulton | 52,312 | 7.11 | 1355 | 0 | 3,150 | 150 | 2,669 | 30,072 | 34,700 | 9,515 | 13,134 | 2,146 |
| Gallatin | 16,578 | 2.08 | 689 | 116 | 2,045 | 63 | 2,949 | 40,720 | 4,393 | 2,747 | 7,131 | 1,520 |
| Garrard | 32,362 | 2.00 | 490 | 0 | 1,196 | 61 | 7,482 | 42,555 | 41,771 | 7,523 | 16,321 | 4,696 |
| Grant | 35,195 | 1.45 | 946 | 272 | 809 | 99 | 8,070 | 59,700 | 20,811 | 13,304 | 19,531 | 4,518 |
| Graves | 66,516 | 1.78 | 1299 | 266 | 3,562 | 120 | 22,569 | 205,183 | 56,661 | 40,446 | 37,271 | 3,853 |
| Grayson | 39,743 | 1.59 | 546 | 297 | 1,569 | 54 | 11,744 | 63,628 | 29,869 | 11,849 | 21,503 | 5,104 |
| Green | 17,700 | 1.52 | 250 | 15 | 800 | 40 | 2,250 | 25,405 | 17,701 | 3,012 | 7,008 | 994 |
| Greenup | 106,528 | 2.86 | 4,979 | 29 | 1,825 | 278 | 23,301 | 117,277 | 62,893 | 19,948 | 32,694 | 6,930 |
| Hancock | 37,428 | 4.42 | 735 | 524 | 1,958 | 68 | 3,802 | 18,252 | 13,043 | 4,836 | 10,315 | 1,929 |
| Hardin | 94,194 | 0.98 | 3,367 | 81 | 3,511 | 211 | 38,226 | 146,980 | 80,924 | 23,505 | 62,546 | 17,250 |
| Harlan | 77,224 | 2.42 | 962 | 12 | 3,508 | 94 | 6,615 | 69,346 | 29,852 | 9,511 | 20,903 | 5,468 |
| Harrison | 44,214 | 2.42 | 840 | 503 | 1,747 | 99 | 12,080 | 96,962 | 33,296 | 10,506 | 20,916 | 3,959 |
| Hart | 33,276 | 1.82 | 640 | 154 | 954 | 92 | 8,297 | 55,380 | 34,007 | 13,506 | 31,346 | 4,841 |
| Henderson | 93,229 | 2.05 | 4,865 | 1,008 | 10,741 | 128 | 35,131 | 192,008 | 78,356 | 31,921 | 44,965 | 9,062 |
| Henry | 33,957 | 2.15 | 480 | 165 | 590 | 72 | 7,725 | 56,798 | 20,229 | 10,199 | 34,865 | 5,400 |
| Hickman | 10,432 | 2.02 | 146 | 0 | 293 | 23 | 953 | 6,158 | 5,185 | 256 | 1,434 | 271 |
| Hopkins | 98,332 | 2.10 | 1860 | 450 | 3,078 | 222 | 46,735 | 179,050 | 60,468 | 16,020 | 43,800 | 6,771 |
| Jackson | 8,868 | 0.65 | 571 | 73 | 878 | 50 | 1,411 | 28,436 | 20,279 | 3,292 | 12,564 | 2,728 |
| Jefferson | 1,346,301 | 1.92 | 36780 | 7763 | 24,214 | 2,545 | 343,043 | 3,541,961 | | | | |
| Jessamine | 72,313 | 1.71 | 3,408 | 1,960 | 3,511 | 104 | 26,667 | 185,244 | 55,273 | 32,267 | 85,924 | 24,448 |
| Johnson | 52,426 | 2.20 | 925 | 48 | 391 | 63 | 11,335 | 46,186 | 45,812 | 24,531 | 21,899 | 5,782 |
| Kenton | 460,352 | 3.01 | 10,997 | 19,040 | 16,457 | 937 | 110,954 | 1,122,821 | 327,069 | 290,573 | 322,924 | 103,058 |
| Knott | 19,183 | 1.09 | 120 | 0 | 880 | 42 | 1,123 | 8,668 | 9,672 | 3,639 | 7,474 | 2,235 |
| Knox | 21,066 | 0.66 | 379 | 76 | 674 | 87 | 14,419 | 51,743 | 17,231 | 9,108 | 15,237 | 5,379 |
| LaRue | 47,410 | 3.52 | 861 | 117 | 978 | 67 | 7,510 | 61,501 | 25,698 | 6,460 | 26,866 | 6,871 |
| Laurel | 84,204 | 1.50 | 3,947 | 2,261 | 4,232 | 120 | 21,829 | 159,740 | 69,983 | 37,366 | 55,841 | 18,850 |
| Lawrence | 26,750 | 1.67 | 370 | 150 | 175 | 102 | 6,591 | 59,592 | 40,138 | 14,477 | 14,732 | 4,664 |

| Item Number ----> | 43 | 44 | 45 | 46 | 47 | 48 | 49 | 50 | 51 | 52 | 53 | 54 |
|-------------------|-----------------------|-------------------|-------------|---------------------|--------|---------------|----------------------|-------------------------|------------------|-------------------|------------------|----------------------|
| County | Total Book Collection | Books, Per Capita | Audio Books | Audio Compact Discs | Videos | Subscriptions | Registered Borrowers | People Entering Library | Book Circulation | | | |
| | | | | | | | | | Adult Fiction | Adult Non-fiction | Juvenile Fiction | Juvenile Non-Fiction |
| Lee | 30,243 | 3.88 | 214 | 0 | 722 | 78 | 6,169 | 37,406 | 17,099 | 4,786 | 11,944 | 1,237 |
| Leslie | 39,180 | 3.25 | 1,278 | 192 | 2,847 | 97 | 12,358 | 42,855 | 29,544 | 8,104 | 27,356 | 13,195 |
| Letcher | 58,845 | 2.38 | 924 | 171 | 3,811 | 150 | 14,154 | 74,419 | 44,923 | 12,806 | 29,893 | 10,305 |
| Lewis | 27,493 | 1.99 | 489 | 36 | 357 | 50 | 1,321 | 59,720 | 37,759 | 9,746 | 20,564 | 3,410 |
| Lincoln | 30,205 | 1.22 | 394 | 258 | 3,045 | 71 | 7,145 | 72,203 | 42,788 | 11,794 | 37,852 | 2,158 |
| Logan | 35,953 | 1.33 | 1,402 | 872 | 4,592 | 97 | 12,635 | 164,918 | 63,070 | 23,618 | 47,513 | 10,169 |
| Lyon | 30,930 | 3.77 | 235 | 254 | 456 | 27 | 7,706 | 29,252 | 33,818 | 9,552 | 8,271 | 2,815 |
| Madison | 94,731 | 1.24 | 4,502 | 2,856 | 6,864 | 217 | 27,326 | 283,465 | 102,039 | 55,728 | 92,262 | 25,733 |
| Magoffin | 49,700 | 3.69 | 856 | 63 | 1,200 | 45 | 4,200 | 11,000 | 12,500 | 8,000 | 17,200 | 14,000 |
| Marion | 46,383 | 2.48 | 938 | 211 | 2,100 | 90 | 11,723 | 48,913 | 38,164 | 14,140 | 20,979 | 5,698 |
| Marshall | 125,799 | 4.08 | 2712 | 439 | 5,800 | 160 | 21,225 | 128,221 | 140,628 | 33,012 | 46,878 | 12,837 |
| Martin | 47,701 | 3.87 | 710 | 233 | 1,640 | 70 | 25,981 | 13,889 | 7,928 | 3,181 | 12,798 | 691 |
| Mason | 45,998 | 2.72 | 2377 | 171 | 1,586 | 58 | 14,786 | 49,960 | 39,938 | 11,603 | 26,443 | 4,054 |
| McCracken | 101,892 | 1.57 | 6,091 | 0 | 12,913 | 296 | 41,401 | 337,911 | 125,362 | 57,291 | 93,918 | 21,608 |
| McCreary | 40,267 | 2.36 | 883 | 200 | 980 | 55 | 10,530 | 45,214 | 34,030 | 10,722 | 17,080 | 4,145 |
| Meade | 31,145 | 1.10 | 893 | 215 | 1,631 | 86 | 9,580 | 97,588 | 26,973 | 10,034 | 28,879 | 5,321 |
| Menifee | 22,672 | 3.35 | 704 | 145 | 1,698 | 68 | 2,848 | 47,239 | 8,543 | 4,544 | 7,639 | 2,317 |
| Mercer | 69,817 | 3.25 | 3,385 | 747 | 5,819 | 148 | 17,575 | 95,264 | 53,862 | 31,118 | 33,968 | 11,104 |
| Metcalfe | 33,275 | 3.27 | 204 | 175 | 923 | 49 | 1,613 | 26,956 | 18,675 | 7,573 | 17,259 | 3,130 |
| Monroe | 21,479 | 1.84 | 177 | 25 | 535 | 59 | 1,412 | 26,663 | 14,043 | 5,331 | 9,382 | 1,996 |
| Montgomery | 34,064 | 1.44 | 757 | 45 | 1,552 | 119 | 5,154 | 68,908 | 41,272 | 11,773 | 28,991 | 5,128 |
| Morgan | 21,014 | 1.46 | 384 | 376 | 292 | 60 | 2,583 | 31,500 | 32,234 | 8,900 | 9,468 | 2,997 |
| Muhlenberg | 93,919 | 2.96 | 1910 | 605 | 2,173 | 113 | 14,766 | 52,658 | 51,373 | 15,026 | 30,749 | 8,580 |
| Nelson | 64,017 | 1.58 | 1,803 | 847 | 2,961 | 67 | 16,693 | 186,337 | 43,497 | 24,916 | 51,055 | 15,705 |
| Nicholas | 26,918 | 3.80 | 596 | 25 | 0 | 20 | 1,705 | 18,313 | 16,815 | 5,749 | 14,330 | 3,575 |
| Ohio | 47,615 | 2.02 | 1,845 | 561 | 868 | 80 | 8,999 | 67,325 | 33,121 | 11,163 | 26,343 | 8,187 |
| Oldham | 69,062 | 1.33 | 2408 | 506 | 3,860 | 201 | 32,232 | 125,196 | 47,168 | 32,317 | 75,821 | 14,563 |
| Owen | 19,859 | 1.76 | 765 | 432 | 1,227 | 65 | 2,423 | 36,278 | 20,264 | 9,192 | 12,660 | 5,193 |
| Owsley | 30,915 | 6.51 | 419 | 0 | 1,697 | 130 | 5,824 | 29,342 | 3,214 | 1,964 | 2,914 | 1,827 |
| Pendleton | 30,772 | 2.03 | 1,431 | 0 | 2,573 | 79 | 6,405 | 60,632 | 19,708 | 12,618 | 19,092 | 3,449 |
| Perry | 49,808 | 1.67 | 1122 | 168 | 1,894 | 127 | 14,757 | 56,472 | 21,513 | 10,908 | 38,786 | 7,946 |

| Item Number ----> | 43 | 44 | 45 | 46 | 47 | 48 | 49 | 50 | 51 | 52 | 53 | 54 |
|-------------------|-----------------------|-------------------|-------------|---------------------|---------|---------------|----------------------|-------------------------|------------------|-------------------|------------------|----------------------|
| County | Total Book Collection | Books, Per Capita | Audio Books | Audio Compact Discs | Videos | Subscriptions | Registered Borrowers | People Entering Library | Book Circulation | | | |
| | | | | | | | | | Adult Fiction | Adult Non-fiction | Juvenile Fiction | Juvenile Non-Fiction |
| Pike | 183,154 | 2.73 | 3898 | 1105 | 8,652 | 815 | 27,452 | 174,698 | 101,131 | 33,635 | 57,428 | 11,327 |
| Powell | 22,797 | 1.67 | 607 | 21 | 1,108 | 55 | 4,077 | 47,523 | 17,276 | 5,466 | 18,975 | 5,432 |
| Pulaski | 91,774 | 1.56 | 2458 | 900 | 5,030 | 238 | 21,158 | 144,754 | 92,617 | 23,986 | 61,529 | 16,917 |
| Robertson | 15,105 | 6.54 | 267 | 213 | 828 | 22 | 5,256 | 17,350 | 5,153 | 1,893 | 3,867 | 954 |
| Rockcastle | 28,759 | 1.71 | 299 | 3 | 754 | 32 | 4,967 | 19,845 | 21,317 | 5,748 | 14,112 | 3,293 |
| Rowan | 54,914 | 2.48 | 2,559 | 352 | 1,628 | 142 | 8,985 | 46,565 | 29,596 | 9,306 | 19,318 | 4,687 |
| Russell | 49,315 | 2.93 | 603 | 22 | 628 | 56 | 12,495 | 34,184 | 35,798 | 7,430 | 11,723 | 1,888 |
| Scott | 92,107 | 2.42 | 3,591 | 1,984 | 3,256 | 160 | 32,257 | 179,068 | 80,118 | 54,666 | 92,763 | 28,987 |
| Shelby | 59,718 | 1.60 | 1397 | 440 | 1,346 | 65 | 18,149 | 50,368 | 62,842 | 34,727 | 42,392 | 25,176 |
| Simpson | 33,642 | 1.99 | 844 | 253 | 1,535 | 80 | 7,462 | 176,613 | 30,742 | 11,286 | 30,653 | 4,080 |
| Spencer | 28,796 | 1.94 | 910 | 5 | 1,891 | 30 | 1,383 | 39,941 | 14,083 | 8,619 | 11,670 | 7,732 |
| Taylor | 64,382 | 2.74 | 611 | 71 | 575 | 16 | 9,087 | 21,444 | 58,889 | 13,920 | 52,657 | 12,634 |
| Todd | 21,645 | 1.82 | 654 | 0 | 500 | 38 | 9,779 | 20,431 | 16,171 | 2,287 | 7,213 | 443 |
| Trigg | 22,387 | 1.69 | 801 | 589 | 891 | 121 | 7,433 | 97,940 | 37,664 | 11,603 | 23,765 | 4,801 |
| Trimble | 23,582 | 2.61 | 367 | 18 | 551 | 36 | 3,426 | 29,839 | 16,640 | 7,752 | 31,158 | 3,054 |
| Union | 20,721 | 1.32 | 413 | 226 | 281 | 90 | 1,230 | 34,948 | 23,933 | 2,640 | 6,060 | 1,915 |
| Warren | 135,494 | 1.39 | 8418 | 2193 | 13,751 | 225 | 57,892 | 210,027 | 170,533 | 77,181 | 182,572 | 48,699 |
| Washington | 28,199 | 2.50 | 562 | 48 | 969 | 42 | 3,727 | 32,143 | 11,452 | 4,719 | 15,768 | 2,291 |
| Wayne | 43,443 | 2.13 | 830 | 27 | 1,182 | 135 | 8,068 | 60,965 | 60,296 | 17,021 | 37,714 | 7,947 |
| Webster | 35,067 | 2.48 | 1,028 | 642 | 3,386 | 54 | 6,231 | 32,533 | 25,330 | 6,378 | 11,011 | 5,240 |
| Whitley | 45,241 | 1.20 | 807 | 181 | 1,236 | 108 | 3,731 | 59,220 | 28,936 | 7,620 | 22,120 | 4,724 |
| Wolfe | 25,450 | 3.61 | 225 | 10 | 210 | 52 | 5,600 | 33,020 | 15,950 | 8,377 | 10,090 | 3,890 |
| Woodford | 48,930 | 2.04 | 1820 | 7 | 2,204 | 122 | 11,755 | 102,000 | 57,069 | 22,549 | 60,582 | 14,024 |
| Total: | 8,465,561 | 2.04 | 248,191 | 118,224 | 360,180 | 17,422 | 2,055,991 | 16,317,911 | 5,577,111 | 2,684,872 | 4,454,642 | 1,245,615 |

| Item Number ----> | 55 | 56 | 57 | 58 | 59 | 60 | 61 | 62 | 63 | 64 |
|-----------------------------|------------------------|-----------------------------|---------------------------|--------------------------|---------------------|-------------------------------|---------------------------|---------------------------------|-------------------------------------|------------------------------|
| County | Total Book Circulation | Book Circulation Per Capita | Book Turnover (Circ/Coll) | Circulation, Audio Books | Circulation, Videos | Total Audio-Video Circulation | Total Material Circulated | Material Circulation Per Capita | Material Circulated Central Library | Total Bookmobile Circulation |
| Adair | 40,288 | 2.29 | 1.33 | 1,964 | 1,399 | 4,038 | 45,456 | 2.59 | 32,834 | 12,622 |
| Allen | 75,927 | 4.10 | 2.81 | 8,792 | 22,624 | 33,149 | 110,698 | 5.97 | 108,666 | 2,032 |
| Anderson | 56,219 | 2.80 | 1.01 | 4,058 | 22,248 | 36,739 | 95,050 | 4.73 | 88,685 | 6,365 |
| Ballard/Carlisle/Livingston | 31,107 | 1.33 | 1.41 | 313 | 34,684 | 34,997 | 73,057 | 3.13 | 18,183 | 54,874 |
| Barren | 99,767 | 2.53 | 2.07 | 12,030 | 5,611 | 17,847 | 125,517 | 3.18 | 95,254 | 30,263 |
| Bath | 42,115 | 3.65 | 2.00 | 1,207 | 6,108 | 7,749 | 53,159 | 4.61 | 28,824 | 24,335 |
| Bell | 67,696 | 2.28 | 1.05 | 1,430 | 11,539 | 13,364 | 82,842 | 2.79 | 40,694 | 18,964 |
| Boone | 656,472 | 6.48 | 2.29 | 33,506 | 125,314 | 201,375 | 859,193 | 8.48 | 400,964 | |
| Bourbon | 71,572 | 3.65 | 1.87 | 6,797 | 33,197 | 39,994 | 113,039 | 5.76 | 103,546 | 9,493 |
| Boyd | 159,705 | 3.21 | 1.42 | 19,572 | 100,679 | 123,400 | 284,296 | 5.72 | 189,405 | 17,820 |
| Boyle | 186,483 | 6.60 | 1.82 | 8,066 | 39,193 | 53,164 | 244,721 | 8.67 | 203,867 | 40,854 |
| Bracken | 24,002 | 2.76 | 1.07 | 844 | 3,074 | 4,240 | 31,706 | 3.64 | 21,614 | 10,092 |
| Breathitt | 59,712 | 3.75 | 2.00 | 356 | 3,367 | 3,723 | 65,889 | 4.13 | 65,889 | |
| Breckinridge | 77,157 | 4.03 | 1.51 | 3,056 | 2,089 | 5,145 | 83,795 | 4.37 | 51,413 | |
| Bullitt | 189,724 | 2.85 | 1.35 | 13,560 | 31,706 | 80,548 | 275,067 | 4.13 | 122,124 | |
| Butler | 36,104 | 2.70 | 1.16 | 790 | 5,217 | 6,106 | 45,310 | 3.39 | 29,954 | 15,356 |
| Caldwell | 48,575 | 3.77 | 1.75 | 1,375 | 4,889 | 6,264 | 64,455 | 5.00 | 63,334 | 1,121 |
| Calloway | 150,356 | 4.32 | 2.94 | 4,852 | 42,143 | 50,327 | 200,683 | 5.77 | 186,507 | 14,176 |
| Campbell | 470,898 | 5.40 | 2.44 | 37,022 | 294,187 | 382,621 | 853,519 | 9.78 | 339,267 | |
| Carroll | 63,268 | 6.12 | 2.57 | 4,077 | 23,920 | 31,091 | 95,157 | 9.20 | 95,157 | |
| Casey | 73,481 | 4.58 | 1.56 | 7,297 | 9,102 | 16,445 | 92,750 | 5.78 | 79,140 | 13,610 |
| Christian | 124,732 | 1.77 | 1.31 | 8,302 | 19,641 | 30,262 | 154,994 | 2.19 | 154,994 | |
| Clark | 207,605 | 6.04 | 2.36 | 13,485 | 38,195 | 54,234 | 266,205 | 7.74 | 232,502 | 33,703 |
| Clay | 24,579 | 1.01 | 2.57 | 499 | 2,811 | 4,226 | 32,153 | 1.33 | 22,492 | 9,661 |
| Clinton | 69,524 | 7.27 | 2.82 | 4,373 | 9,482 | 14,759 | 91,564 | 9.58 | 67,557 | 24,007 |
| Crittenden | 37,528 | 4.17 | 0.94 | 1,389 | 1,717 | 3,106 | 43,596 | 4.84 | 36,546 | 7,050 |
| Cumberland | 29,189 | 4.07 | 0.89 | 910 | 6,444 | 7,373 | 55,644 | 7.76 | 46,669 | 8,975 |
| Daviess | 420,150 | 4.54 | 2.20 | 36,492 | 107,583 | 182,414 | 615,624 | 6.65 | 615,624 | |
| Edmonson | 40,729 | 3.42 | 1.47 | 641 | 7,674 | 8,490 | 50,483 | 4.23 | 26,658 | 23,825 |
| Elliott | 24,150 | 3.53 | 1.20 | 732 | 9,102 | 10,292 | 36,394 | 5.32 | 36,394 | |
| Estill | 75,363 | 4.97 | 2.59 | 760 | 2,388 | 4,207 | 83,967 | 5.54 | 39,689 | 44,278 |

| Item Number ----> | 55 | 56 | 57 | 58 | 59 | 60 | 61 | 62 | 63 | 64 |
|-------------------|------------------------|-----------------------------|---------------------------|--------------------------|---------------------|-------------------------------|---------------------------|---------------------------------|-------------------------------------|------------------------------|
| County | Total Book Circulation | Book Circulation Per Capita | Book Turnover (Circ/Coll) | Circulation, Audio Books | Circulation, Videos | Total Audio-Video Circulation | Total Material Circulated | Material Circulation Per Capita | Material Circulated Central Library | Total Bookmobile Circulation |
| Fayette | 1,393,636 | 5.23 | 2.32 | 218,661 | 312,135 | 922,552 | 2,331,545 | 8.75 | 443,557 | 59,660 |
| Fleming | 91,102 | 6.29 | 3.29 | 2,802 | 16,101 | 19,591 | 114,294 | 7.89 | 78,271 | 36,023 |
| Floyd | 67,650 | 1.60 | 0.95 | 1,900 | 35,800 | 54,800 | 123,450 | 2.91 | 116,400 | 7,050 |
| Franklin | 254,119 | 5.28 | 2.39 | 24,300 | 91,070 | 142,205 | 406,551 | 8.44 | 382,192 | 24,359 |
| Fulton | 59,495 | 8.09 | 1.14 | 2,819 | 20,562 | 23,545 | 86,085 | 11.70 | 49,625 | 13,706 |
| Gallatin | 15,791 | 1.98 | 0.95 | 841 | 19,793 | 20,834 | 38,516 | 4.83 | 35,687 | 2,829 |
| Garrard | 70,311 | 4.35 | 2.17 | 390 | 7,892 | 8,363 | 109,414 | 6.77 | 90,204 | 19,210 |
| Grant | 58,164 | 2.39 | 1.65 | 2,516 | 14,959 | 18,918 | 77,970 | 3.21 | 77,970 | |
| Graves | 138,231 | 3.70 | 2.08 | 4,160 | 22,107 | 35,792 | 176,816 | 4.73 | 151,009 | 25,807 |
| Grayson | 68,325 | 2.73 | 1.72 | 2,435 | 17,693 | 21,414 | 91,895 | 3.68 | 82,600 | 9,295 |
| Green | 28,715 | 2.46 | 1.62 | 1,121 | 5,717 | 6,838 | 38,976 | 3.34 | 32,066 | 6,910 |
| Greenup | 122,465 | 3.29 | 1.15 | 7,454 | 7,010 | 15,920 | 159,277 | 4.27 | 32,896 | 29,390 |
| Hancock | 30,123 | 3.56 | 0.80 | 977 | 9,880 | 11,549 | 48,180 | 5.70 | 34,222 | 3,997 |
| Hardin | 184,225 | 1.92 | 1.96 | 20,219 | 10,363 | 31,304 | 220,347 | 2.29 | 149,488 | 24,432 |
| Harlan | 65,734 | 2.06 | 0.85 | 1,140 | 8,190 | 9,743 | 78,454 | 2.46 | 31,814 | 25,208 |
| Harrison | 68,677 | 3.76 | 1.55 | 3,378 | 21,777 | 27,918 | 98,890 | 5.42 | 85,664 | 13,226 |
| Hart | 83,700 | 4.59 | 2.52 | 748 | 4,120 | 5,110 | 94,321 | 5.17 | 48,419 | 45,902 |
| Henderson | 164,304 | 3.62 | 1.76 | 17,579 | 122,840 | 145,903 | 310,207 | 6.83 | 285,996 | 24,211 |
| Henry | 70,693 | 4.48 | 2.08 | 1,661 | 5,450 | 7,638 | 81,855 | 5.19 | 64,224 | 17,631 |
| Hickman | 7,146 | 1.38 | 0.69 | 103 | 173 | 276 | 7,422 | 1.44 | 2,751 | 4,671 |
| Hopkins | 127,059 | 2.71 | 1.29 | 15,257 | 7,877 | 35,154 | 164,171 | 3.51 | 120,967 | 16,205 |
| Jackson | 38,863 | 2.85 | 4.38 | 5,930 | 4,667 | 13,345 | 58,915 | 4.32 | 46,608 | 12,307 |
| Jefferson | 3,302,574 | 4.72 | 2.45 | 184,551 | 166,651 | 406,119 | 3,827,835 | 5.47 | 604,674 | 59,896 |
| Jessamine | 197,912 | 4.68 | 2.74 | 11,538 | 53,212 | 130,551 | 332,489 | 7.86 | 324,869 | 7,620 |
| Johnson | 98,024 | 4.11 | 1.87 | 3,521 | 7,556 | 15,607 | 120,942 | 5.07 | 99,755 | 21,187 |
| Kenton | 1,043,624 | 6.83 | 2.27 | 45,274 | 586,942 | 777,031 | 1,855,868 | 12.14 | 428,600 | 91,511 |
| Knott | 23,020 | 1.31 | 1.20 | 175 | 9,507 | 9,682 | 34,775 | 1.98 | 31,549 | 3,226 |
| Knox | 46,955 | 1.47 | 2.23 | 2,767 | 7,214 | 10,979 | 60,407 | 1.89 | 56,206 | 4,201 |
| LaRue | 65,895 | 4.89 | 1.39 | 2,182 | 3,838 | 6,503 | 74,376 | 5.52 | 52,089 | 22,287 |
| Laurel | 182,040 | 3.25 | 2.16 | 28,023 | 37,924 | 77,461 | 282,204 | 5.04 | 241,514 | 19,316 |
| Lawrence | 74,011 | 4.61 | 2.77 | 896 | 1,912 | 3,691 | 80,593 | 5.02 | 31,358 | 49,235 |

| Item Number ----> | 55 | 56 | 57 | 58 | 59 | 60 | 61 | 62 | 63 | 64 |
|-------------------|------------------------|-----------------------------|---------------------------|--------------------------|---------------------|-------------------------------|---------------------------|---------------------------------|-------------------------------------|------------------------------|
| County | Total Book Circulation | Book Circulation Per Capita | Book Turnover (Circ/Coll) | Circulation, Audio Books | Circulation, Videos | Total Audio-Video Circulation | Total Material Circulated | Material Circulation Per Capita | Material Circulated Central Library | Total Bookmobile Circulation |
| Lee | 35,066 | 4.50 | 1.16 | 425 | 6,100 | 6,902 | 51,328 | 6.59 | 51,168 | 160 |
| Leslie | 78,199 | 6.49 | 2.00 | 810 | 18,876 | 22,189 | 112,375 | 9.33 | 65,417 | 46,958 |
| Letcher | 97,927 | 3.97 | 1.66 | 1,788 | 15,998 | 18,281 | 130,931 | 5.31 | 32,844 | 24,288 |
| Lewis | 71,479 | 5.17 | 2.60 | 1,377 | 1,979 | 3,366 | 82,557 | 5.97 | 63,010 | 19,547 |
| Lincoln | 94,592 | 3.81 | 3.13 | 1,233 | 28,870 | 61,894 | 161,352 | 6.50 | 161,352 | |
| Logan | 144,370 | 5.34 | 4.02 | 7,377 | 139,119 | 153,109 | 309,878 | 11.46 | 270,504 | 8,642 |
| Lyon | 54,456 | 6.64 | 1.76 | 1,828 | 3,444 | 12,265 | 69,472 | 8.47 | 63,964 | 5,508 |
| Madison | 275,762 | 3.62 | 2.91 | 21,209 | 78,844 | 184,263 | 469,683 | 6.16 | 268,281 | 21,961 |
| Magoffin | 51,700 | 3.84 | 1.04 | 1,325 | 5,320 | 6,645 | 58,345 | 4.34 | 58,345 | |
| Marion | 78,981 | 4.22 | 1.70 | 2,362 | 10,001 | 19,245 | 100,186 | 5.35 | 96,601 | 3,585 |
| Marshall | 233,355 | 7.57 | 1.85 | 10,223 | 53,568 | 66,498 | 317,944 | 10.32 | 164,645 | 45,603 |
| Martin | 24,598 | 2.00 | 0.52 | 590 | 5,386 | 5,976 | 30,673 | 2.49 | 29,403 | 1,270 |
| Mason | 82,038 | 4.84 | 1.78 | 6,655 | 5,984 | 12,728 | 96,409 | 5.69 | 79,374 | 17,035 |
| McCracken | 298,179 | 4.61 | 2.93 | 22,174 | 87,990 | 267,425 | 566,163 | 8.75 | 566,163 | |
| McCreary | 65,977 | 3.87 | 1.64 | 3,531 | 12,063 | 17,094 | 83,544 | 4.90 | 70,368 | 13,176 |
| Meade | 71,207 | 2.52 | 2.29 | 4,565 | 31,466 | 41,612 | 120,089 | 4.24 | 107,290 | 12,799 |
| Menifee | 23,043 | 3.41 | 1.02 | 779 | 16,641 | 17,750 | 42,907 | 6.34 | 42,907 | |
| Mercer | 130,052 | 6.05 | 1.86 | 9,133 | 41,172 | 51,606 | 186,141 | 8.66 | 162,178 | 23,963 |
| Metcalfe | 46,637 | 4.59 | 1.40 | 4,468 | 4,556 | 9,142 | 58,752 | 5.78 | 30,253 | 28,499 |
| Monroe | 30,752 | 2.64 | 1.43 | 454 | 3,226 | 4,513 | 40,109 | 3.44 | 37,215 | 2,894 |
| Montgomery | 87,164 | 3.69 | 2.56 | 2,385 | 19,837 | 35,840 | 125,916 | 5.33 | 112,658 | 13,258 |
| Morgan | 53,599 | 3.73 | 2.55 | 809 | 1,575 | 3,860 | 58,763 | 4.09 | 58,315 | 448 |
| Muhlenberg | 105,728 | 3.33 | 1.13 | 5,266 | 9,405 | 16,336 | 122,064 | 3.84 | 60,261 | 7,516 |
| Nelson | 135,173 | 3.35 | 2.11 | 12,135 | 43,495 | 57,175 | 194,070 | 4.80 | 129,972 | 20,621 |
| Nicholas | 40,469 | 5.72 | 1.50 | 2,326 | 32 | 2,358 | 51,869 | 7.33 | 40,126 | 11,743 |
| Ohio | 78,814 | 3.34 | 1.66 | 2,359 | 3,786 | 9,435 | 89,930 | 3.82 | 77,140 | 12,790 |
| Oldham | 169,869 | 3.26 | 2.46 | 14,735 | 72,366 | 88,379 | 277,475 | 5.33 | 103,909 | |
| Owen | 47,309 | 4.19 | 2.38 | 3,006 | 11,058 | 15,850 | 70,832 | 6.27 | 70,832 | |
| Owsley | 9,919 | 2.09 | 0.32 | 912 | 6,239 | 7,151 | 18,128 | 3.82 | 18,128 | |
| Pendleton | 54,867 | 3.63 | 1.78 | 2,288 | 13,645 | 29,184 | 84,343 | 5.57 | 78,394 | 5,949 |
| Perry | 79,153 | 2.66 | 1.59 | 1,529 | 37,158 | 38,687 | 120,207 | 4.04 | 104,744 | 15,463 |

| Item Number ----> | 55 | 56 | 57 | 58 | 59 | 60 | 61 | 62 | 63 | 64 |
|-------------------|------------------------|-----------------------------|---------------------------|--------------------------|---------------------|-------------------------------|---------------------------|---------------------------------|-------------------------------------|------------------------------|
| County | Total Book Circulation | Book Circulation Per Capita | Book Turnover (Circ/Coll) | Circulation, Audio Books | Circulation, Videos | Total Audio-Video Circulation | Total Material Circulated | Material Circulation Per Capita | Material Circulated Central Library | Total Bookmobile Circulation |
| Pike | 203,521 | 3.03 | 1.11 | 9,621 | 52,306 | 88,722 | 303,361 | 4.52 | 115,471 | 14,952 |
| Powell | 47,149 | 3.46 | 2.07 | 465 | 5,182 | 5,665 | 54,643 | 4.01 | 40,020 | 14,623 |
| Pulaski | 195,049 | 3.32 | 2.13 | 15,412 | 14,712 | 37,059 | 239,163 | 4.07 | 154,840 | 28,728 |
| Robertson | 11,867 | 5.14 | 0.79 | 418 | 728 | 2,024 | 15,039 | 6.52 | 12,850 | 1,989 |
| Rockcastle | 44,470 | 2.65 | 1.55 | 837 | 4,166 | 5,009 | 50,152 | 2.99 | 36,600 | 13,552 |
| Rowan | 62,907 | 2.84 | 1.15 | 5,138 | 5,855 | 17,627 | 83,052 | 3.75 | 74,465 | 8,587 |
| Russell | 56,839 | 3.38 | 1.15 | 2,010 | 3,462 | 6,164 | 72,359 | 4.30 | 29,614 | 9,200 |
| Scott | 256,534 | 6.75 | 2.79 | 17,729 | 65,001 | 99,146 | 361,401 | 9.50 | 343,424 | 17,977 |
| Shelby | 165,137 | 4.44 | 2.77 | 6,132 | 5,368 | 13,613 | 179,821 | 4.83 | 168,863 | 10,958 |
| Simpson | 76,761 | 4.54 | 2.28 | 2,144 | 9,656 | 26,177 | 115,531 | 6.84 | 103,632 | 11,899 |
| Spencer | 42,104 | 2.84 | 1.46 | 1,035 | 9,243 | 10,278 | 54,247 | 3.66 | 54,247 | |
| Taylor | 138,100 | 5.88 | 2.15 | 7,104 | 10,242 | 20,212 | 175,404 | 7.47 | 157,286 | 18,118 |
| Todd | 26,114 | 2.20 | 1.21 | 738 | 1,314 | 2,052 | 33,395 | 2.82 | 22,390 | 11,005 |
| Trigg | 77,833 | 5.87 | 3.48 | 6,109 | 21,143 | 30,754 | 111,012 | 8.38 | 106,648 | 4,364 |
| Trimble | 58,604 | 6.48 | 2.49 | 955 | 4,890 | 13,454 | 74,447 | 8.23 | 68,864 | 5,583 |
| Union | 34,548 | 2.20 | 1.67 | 605 | 167 | 1,435 | 37,099 | 2.36 | 22,369 | |
| Warren | 478,985 | 4.93 | 3.54 | 51,450 | 160,797 | 331,949 | 810,934 | 8.35 | 545,974 | 46,345 |
| Washington | 34,230 | 3.04 | 1.21 | 919 | 4,698 | 5,644 | 39,974 | 3.55 | 32,019 | 7,955 |
| Wayne | 122,978 | 6.03 | 2.83 | 8,092 | 24,631 | 32,780 | 168,263 | 8.25 | 116,807 | 51,456 |
| Webster | 47,959 | 3.39 | 1.37 | 2,218 | 26,515 | 30,230 | 82,178 | 5.82 | 44,205 | 18,036 |
| Whitley | 63,400 | 1.69 | 1.40 | 1,293 | 5,881 | 7,281 | 73,194 | 1.95 | 35,028 | 7,678 |
| Wolfe | 38,307 | 5.44 | 1.51 | 350 | 9,480 | 10,440 | 49,473 | 7.02 | 49,421 | 52 |
| Woodford | 154,224 | 6.44 | 3.15 | 11,213 | 31,234 | 42,447 | 204,248 | 8.52 | 180,658 | 23,590 |
| Total: | 17,264,814 | 4.16 | 2.04 | 1,155,908 | 3,934,129 | 6,614,945 | 24,603,848 | 5.93 | 13,749,146 | 1,814,307 |

| Item Number ----> | 65 | 66 | 67 | 68 | 69 | 70 | 71 | 72 |
|-----------------------------|----------------------------|--|-------------------------------|------------------------|-----------------------|-------------------------|------------------------|---|
| County | Total In-House Library Use | Number of People Using Electronic Resources/Year | Children's Program Attendance | Reference Transactions | Total Material Loaned | Total Material Borrowed | Data Conversion | |
| | | | | | | | Has Library Completed? | Product Used or Planned |
| Adair | 1,185 | 3,870 | 1,823 | 3,189 | 25 | 587 | No | TLC |
| Allen | 16,280 | 8,793 | 2,180 | 3,303 | 389 | 171 | Yes | The Library Corporation/Library Solutions |
| Anderson | 8,763 | 8,763 | 4,191 | 2,808 | 488 | 239 | Yes | Polaris |
| Ballard/Carlisle/Livingston | 364 | 185 | 292 | 215 | 4 | 27 | No | |
| Barren | 38,698 | 12,496 | 5,411 | 15,187 | 11 | 127 | Yes | TLC Solution Integrated Software Package |
| Bath | 31,133 | 6,125 | 1,838 | 12,556 | 1 | 44 | Yes | The Library Corporation |
| Bell | 25,889 | 19,971 | 1,734 | 5,534 | 194 | 347 | Yes | Autographics, Bibliofile |
| Boone | 42,018 | 238,331 | 41,313 | 87,807 | 2,603 | 1,675 | Yes | GRC |
| Bourbon | 11,793 | 10,580 | 2,575 | 1,871 | 0 | 189 | Yes | Brodart |
| Boyd | 123,386 | 41,847 | 3,213 | 79,223 | 57 | 617 | Yes | RetroLink/program name unknown |
| Boyle | 20,737 | 13,542 | 6,198 | 8,642 | 686 | 195 | Yes | Bibliofile/TLC |
| Bracken | 11,648 | 5,591 | 2,737 | 6,048 | 0 | 110 | No | Triple B Technology Circulation Program |
| Breathitt | 52,984 | 28,463 | 5,254 | 11,759 | 0 | 0 | Yes | Follett Software |
| Breckinridge | 18,854 | 9,287 | 5,717 | 1,012 | 0 | 118 | Yes | Follett |
| Bullitt | 16,687 | 101,121 | 10,541 | 11,520 | 616 | 402 | Yes | Library Corp./Library Solutions 3.2 |
| Butler | 14,040 | 7,431 | 2,931 | 3,567 | 1 | 485 | Yes | Infovision software |
| Caldwell | 3,744 | 9,789 | 2,248 | 1,819 | 0 | 237 | Yes | The Library Corporation |
| Calloway | 32,293 | 41,916 | 3,935 | 3,500 | 5 | 205 | Yes | Follett |
| Campbell | 10,182 | 233,781 | 21,202 | 70,331 | 1,367 | 3,529 | Yes | |
| Carroll | 30,000 | 16,343 | 3,054 | 7,962 | 0 | 512 | Yes | TLC |
| Casey | 13,864 | 8,881 | 1,566 | 3,812 | 10 | 971 | No | Follett Destiny |
| Christian | 41,129 | 15,855 | 3,053 | 7,123 | 90 | 170 | Yes | Spectrum, Winnebago program |
| Clark | 62,755 | 48,752 | 12,064 | 7,748 | 724 | 646 | Yes | TLC Library Solution Version 3.2 |
| Clay | 5,383 | 3,723 | 6,286 | 7,034 | 0 | 108 | Yes | TLC |
| Clinton | 5,822 | 5,789 | 4,914 | 4,952 | 0 | 0 | Yes | Follett Circulation Plus 4.00 |
| Crittenden | 10,000 | 3,540 | 375 | 2,000 | 0 | 5 | Yes | Winnabago |
| Cumberland | 62,743 | 2,640 | 192 | 3,400 | 15 | 237 | Yes | Booksystems, Concourse/ EZCatPro |
| Daviess | 314,990 | 178,402 | 14,992 | 211,644 | 2,966 | 1,382 | Yes | Dynix |
| Edmonson | 8,268 | 6,101 | 1,047 | 860 | 0 | 175 | No | TLC Library Solution |
| Elliott | 6,924 | 9,546 | 1,287 | 6,852 | 15 | 23 | Yes | Amlib v.3.12 |
| Estill | 32,523 | 7,161 | 2,731 | 5,991 | 0 | 267 | Yes | The Library Corporation |

| Item Number ----> | 65 | 66 | 67 | 68 | 69 | 70 | 71 | 72 |
|-------------------|----------------------------|--|-------------------------------|------------------------|-----------------------|-------------------------|------------------------|---|
| County | Total In-House Library Use | Number of People Using Electronic Resources/Year | Children's Program Attendance | Reference Transactions | Total Material Loaned | Total Material Borrowed | Data Conversion | |
| | | | | | | | Has Library Completed? | Product Used or Planned |
| Fayette | 0 | 423,527 | 43,871 | 218,901 | 2,927 | 2,812 | Yes | TLC 2004 |
| Fleming | 20,746 | 26,099 | 3,930 | 1,377 | 13 | 701 | Yes | Library Corporation TLC |
| Floyd | 26,000 | 1,300 | 2,900 | 1,750 | 120 | 35 | Yes | Gaylord-Galaxy |
| Franklin | 11,450 | 170,713 | 8,910 | 16,929 | 598 | 1,002 | Yes | The Library Corporation (TLC) |
| Fulton | 7,131 | 4,124 | 1,252 | 2,042 | 25 | 246 | Yes | Follett Automated System |
| Gallatin | 10,006 | 7,432 | 1,741 | 1,200 | 0 | 322 | Yes | TLC |
| Garrard | 58,625 | 4,534 | 5,666 | 4,000 | 433 | 107 | Yes | Infovision software, Inc., Amlib |
| Grant | 2,882 | 15,087 | 5,575 | 338 | 43 | 153 | Yes | |
| Graves | 42,864 | 35,909 | 5,262 | 7,715 | 185 | 419 | Yes | Polaris 3.1 |
| Grayson | 76,107 | 25,596 | 3,149 | 4,714 | 500 | 1,023 | Yes | TLC Library.Solution |
| Green | 9,000 | 3,555 | 1,692 | 4,490 | 0 | 197 | No | Filed for preautomation grant for 2005-2006 |
| Greenup | 50,165 | 19,918 | 6,410 | 50,945 | 0 | 172 | Yes | TLC |
| Hancock | 400 | 2,652 | 5,558 | 5,442 | 7 | 206 | Yes | The Library Corporation 3.3 |
| Hardin | 15,042 | 36,682 | 22,533 | 5,087 | 61 | 365 | Yes | Auto-Graphics, Inc. |
| Harlan | 10,137 | 12,218 | 4,350 | 6,584 | 51 | 262 | Yes | Gaylord - Polaris |
| Harrison | 27,439 | 7,981 | 2,032 | 5,038 | 1 | 243 | Yes | Amlib |
| Hart | 6,634 | 5,258 | 3,929 | 5,202 | 385 | 22 | Yes | Follett version 5.10 |
| Henderson | 34,039 | 29,234 | 7,344 | 5,086 | 887 | 251 | Yes | Autographics |
| Henry | 65,825 | 6,339 | 2,574 | 13,483 | 165 | 184 | Yes | TLC3.2 |
| Hickman | 240 | 1,548 | 20 | 168 | 0 | 0 | No | |
| Hopkins | 10,126 | 21,302 | 12,074 | 5,116 | 0 | 72 | Yes | Mandarin Sirs |
| Jackson | 6,237 | 2,472 | 653 | 1,369 | 0 | 22 | Yes | Library Soft |
| Jefferson | 0 | 1,165,079 | 174,701 | 990,092 | 1,345 | 2,042 | Yes | |
| Jessamine | 62,683 | 26,397 | 8,812 | 26,521 | 18 | 176 | Yes | Retrolink |
| Johnson | 16,126 | 12,564 | 7,777 | 14,826 | 0 | 876 | Yes | Infovision/Amlib |
| Kenton | 171,025 | 264,487 | 72,042 | 311,139 | 3,515 | 7,451 | Yes | Digitization of 20th century newspapers, photos, et |
| Knott | 8,655 | 3,200 | 1,188 | 2,352 | 0 | 18 | Yes | The Library Corporation |
| Knox | 17,594 | 7,584 | 1,266 | 5,343 | 71 | 65 | Yes | The Library Corporation , Library Solution |
| LaRue | 25,011 | 7,417 | 7,579 | 5,733 | 115 | 273 | Yes | MLS-Concourse |
| Laurel | 48,400 | 22,424 | 12,370 | 5,920 | 163 | 110 | Yes | Gaylord--Polaris |
| Lawrence | 9,581 | 9,565 | 8,523 | 16,899 | 113 | 413 | Yes | Brodart Amlib |

| Item Number ----> | 65 | 66 | 67 | 68 | 69 | 70 | 71 | 72 | |
|-------------------|----------------------------|--|-------------------------------|------------------------|-----------------------|-------------------------|------------------------|--|--|
| County | Total In-House Library Use | Number of People Using Electronic Resources/Year | Children's Program Attendance | Reference Transactions | Total Material Loaned | Total Material Borrowed | Data Conversion | | |
| | | | | | | | Has Library Completed? | Product Used or Planned | |
| Lee | 8,145 | 2,552 | 1,537 | 2,076 | 17 | 290 | No | | |
| Leslie | 24,031 | 11,601 | 3,144 | 4,054 | 17 | 17 | No | TLC | |
| Letcher | 28,100 | 23,667 | 3,509 | 19,649 | 10 | 154 | Yes | TLC | |
| Lewis | 21,563 | 8,464 | 877 | 3,520 | 0 | 68 | Yes | Follett Software Company | |
| Lincoln | 21,876 | 6,921 | 2,108 | 21,276 | 4 | 394 | Yes | BookSystems, Inc. | |
| Logan | 21,556 | 22,069 | 7,346 | 6,233 | 177 | 1,203 | Yes | Amlib | |
| Lyon | 18,782 | 19,144 | 1,665 | 17,681 | 0 | 1,564 | Yes | Sagebrush | |
| Madison | 12,601 | 34,442 | 15,627 | 12,771 | 16 | 1,165 | Yes | Library Corporation Bibliofile | |
| Magoffin | 45,000 | 10,000 | 1,687 | 3,100 | 0 | 0 | No | | |
| Marion | 26,962 | 9,340 | 8,634 | 13,232 | 0 | 115 | Yes | Follette Circulation Plus/Catalog Plus | |
| Marshall | 13,004 | 26,250 | 3,557 | 16,771 | 23 | 258 | Yes | Follett Software Program | |
| Martin | 5,354 | 4,504 | 590 | 4,938 | 0 | 59 | No | | |
| Mason | 37,045 | 11,614 | 3,736 | 1,519 | 524 | 172 | Yes | GIS Information Systems | |
| McCracken | 251,901 | 110,986 | 13,530 | 9,293 | 1,466 | 2,295 | Yes | EKI, Inc.: OCLC: Marcive | |
| McCreary | 14,000 | 11,420 | 9,261 | 4,570 | 1,842 | 1,429 | No | | |
| Meade | 13,752 | 18,555 | 9,080 | 1,891 | 143 | 1,245 | Yes | Amlib | |
| Menifee | 4,056 | 6,508 | 1,028 | 5,000 | 0 | 204 | Yes | Amlib 4.1 | |
| Mercer | 10,090 | 18,319 | 6,856 | 6,150 | 1,293 | 646 | Yes | GIS - Polaris | |
| Metcalfe | 6,168 | 1,167 | 1,586 | 2,959 | 0 | 224 | No | | |
| Monroe | 2,079 | 1,695 | 1,632 | 1,627 | 0 | 69 | Yes | The Library Corporation | |
| Montgomery | 28,907 | 21,615 | 4,040 | 4,519 | 13 | 593 | Yes | TLC | |
| Morgan | 15,000 | 5,000 | 295 | 3,550 | 6 | 121 | Yes | TLC Library.Solution | |
| Muhlenberg | 26,060 | 9,187 | 13,131 | 5,221 | 603 | 217 | Yes | Sirsi Unicorn 2001 | |
| Nelson | 8,033 | 19,103 | 4,536 | 9,510 | 0 | 472 | Yes | TLC Library Solution 3.1 | |
| Nicholas | 12,585 | 14,569 | 2,262 | 1,100 | 0 | 0 | Yes | Book Systems - Concourse | |
| Ohio | 21,092 | 10,667 | 7,064 | 4,021 | 0 | 445 | Yes | Winnabago Spectrum Version 5.2 | |
| Oldham | 25,017 | 54,661 | 9,221 | 17,796 | 457 | 1,239 | Yes | The Library Corporation ; Library.Solution | |
| Owen | 10,499 | 8,379 | 3,615 | 2,012 | 7 | 601 | Yes | Marcive/TLC | |
| Owsley | 16,042 | 5,630 | 125 | 13,630 | 144 | 616 | No | | |
| Pendleton | 14,999 | 16,342 | 3,960 | 1,698 | 0 | 404 | Yes | Amlib | |
| Perry | 46,208 | 12,052 | 5,525 | 3,588 | 4 | 278 | Yes | BroDart Amlib | |

| Item Number ----> | 65 | 66 | 67 | 68 | 69 | 70 | 71 | 72 |
|-------------------|----------------------------|--|-------------------------------|------------------------|-----------------------|-------------------------|------------------------|---|
| County | Total In-House Library Use | Number of People Using Electronic Resources/Year | Children's Program Attendance | Reference Transactions | Total Material Loaned | Total Material Borrowed | Data Conversion | |
| | | | | | | | Has Library Completed? | Product Used or Planned |
| Pike | 36,085 | 18,170 | 13,859 | 35,484 | 1 | 78 | Yes | The Library Corporation |
| Powell | 30,122 | 8,359 | 2,987 | 1,445 | 0 | 438 | Yes | Book Systems |
| Pulaski | 4,472 | 23,538 | 38,490 | 7,205 | 810 | 3,010 | Yes | General Resource Corp. Laser Quest |
| Robertson | 17,931 | 8,024 | 4,975 | 8,002 | 12 | 173 | No | Triple B Technology Circulation Program |
| Rockcastle | 3,165 | 3,777 | 1,980 | 1,355 | 0 | 301 | Yes | Infovision 3.12 |
| Rowan | 107,659 | 43,253 | 6,604 | 8,451 | 357 | 166 | Yes | The Library Corporation's Library.Solution |
| Russell | 17,149 | 8,058 | 5,300 | 8,176 | 3 | 219 | Yes | Sagebrush, Inc. - Spectrum 5.2 |
| Scott | 36,135 | 33,757 | 10,986 | 10,571 | 118 | 149 | Yes | The Library Corporation / Library.Solution |
| Shelby | 9,650 | 11,715 | 8,913 | 11,009 | 237 | 183 | Yes | Autographics/Galaxy/Gaylord |
| Simpson | 242 | 12,593 | 3,813 | 12,910 | 0 | 636 | Yes | The Library Corporation Library.Solution 3.2 |
| Spencer | 9,568 | 5,209 | 2,023 | 4,784 | 0 | 115 | Yes | Sagebrush Winnebago Spectrum v 5.3 |
| Taylor | 40,082 | 5,238 | 7,581 | 17,828 | 173 | 751 | Yes | Follett Circulation Plus Catalog Plus |
| Todd | 8,805 | 2,126 | 2,956 | 3,296 | 0 | 170 | Yes | Gaylord Information System/Galaxy |
| Trigg | 43,561 | 20,669 | 3,625 | 536 | 209 | 1 | Yes | Follett Software |
| Trimble | 8,717 | 8,073 | 6,150 | 7,112 | 149 | 187 | Yes | TLC Library Solutions |
| Union | 7,400 | 6,498 | 441 | 1,204 | 0 | 106 | No | The Library Corporation |
| Warren | 23,106 | 72,529 | 22,227 | 49,100 | 2,502 | 1,224 | Yes | Dynix |
| Washington | 3,432 | 2,839 | 3,036 | 1,044 | 50 | 427 | Yes | Infovision Amlib 3.11 |
| Wayne | 42,117 | 10,940 | 5,486 | 11,176 | 13 | 55 | Yes | Follett 5.0 (catalog plus & circulation plus) |
| Webster | 9,256 | 6,495 | 3,863 | 4,244 | 0 | 71 | No | The Library Corporation -Library. Solution |
| Whitley | 6,211 | 14,288 | 8,203 | 5,753 | 0 | 250 | Yes | TLC's ITS.Windows |
| Wolfe | 23,110 | 150 | 723 | 8,620 | 21 | 230 | No | TLC Library Solutions |
| Woodford | 14,454 | 13,811 | 11,247 | 9,012 | 0 | 988 | Yes | Marcive-TLC |
| Total: | 3,238,185 | 4,367,344 | 948,809 | 2,798,342 | 33,429 | 60,525 | 98 | |

| Item Number ----> | 73 | 74 | 75 | 76 | 77 |
|-----------------------------|------------------------------|---|--|--|-----------------------------------|
| County | Number of Computer Terminals | Internet Terminals Used by General Public | Patrons Formally Trained to use Electronic Resources | Number of Titles, Intellectual Freedom Incidents | Library Web Site |
| Adair | 4 | 3 | 4 | 0 | |
| Allen | 15 | 6 | 7 | 0 | www.allencountylibrary.com |
| Anderson | 31 | 16 | 16 | 0 | www.andersonpubliclibrary.org |
| Ballard/Carlisle/Livingston | 4 | 3 | 1 | 0 | |
| Barren | 21 | 8 | 212 | 0 | weldonpubliclibrary.org |
| Bath | 8 | 11 | 0 | 0 | www.youseemore.com/bath |
| Bell | 30 | 15 | 0 | 0 | www.bellcountypubliclibraries.org |
| Boone | 176 | 70 | 401 | 0 | www.bcpl.org |
| Bourbon | 21 | 12 | 89 | 0 | www.bourbonlibrary.org |
| Boyd | 73 | 28 | 39 | 0 | thebookplace.org |
| Boyle | 28 | 8 | 0 | 0 | www.boylepublib.org |
| Bracken | 12 | 9 | 3 | 0 | www.brackenlibrary.com |
| Breathitt | 16 | 10 | 3 | 0 | www.breathittcountylibrary.com |
| Breckinridge | 10 | 13 | 0 | 0 | |
| Bullitt | 48 | 32 | 100 | 0 | www.bcplib.org |
| Butler | 10 | 6 | 6 | 0 | butlercountylibrary.tripod.com |
| Caldwell | 10 | 5 | 5 | 0 | |
| Calloway | 23 | 8 | 0 | 0 | |
| Campbell | 126 | 78 | 377 | 3 | www.cc-pl.org |
| Carroll | 13 | 9 | 0 | 0 | www.carrollcountylibrary.org |
| Casey | 18 | 7 | 9 | 0 | www.caseylibrary.org |
| Christian | 14 | 7 | 3 | 0 | www.hccpl.org |
| Clark | 33 | 12 | 192 | 0 | www.clarkpublib.org |
| Clay | 10 | 3 | 0 | 0 | www.claycountypubliclibrary.org |
| Clinton | 11 | 6 | 2 | 0 | |
| Crittenden | 13 | 5 | 0 | 0 | |
| Cumberland | 3 | 6 | 162 | 0 | www.cumberlandlibrarylcd.com |
| Daviess | 82 | 12 | 207 | 0 | www.dcplibrary.org |
| Edmonson | 10 | 8 | 6 | 0 | |
| Elliott | 26 | 22 | 173 | 0 | |
| Estill | 16 | 8 | 0 | 0 | www.youseemore.com/estill/ |

| Item Number ----> | 73 | 74 | 75 | 76 | 77 |
|-------------------|------------------------------|---|--|--|--|
| County | Number of Computer Terminals | Internet Terminals Used by General Public | Patrons Formally Trained to use Electronic Resources | Number of Titles, Intellectual Freedom Incidents | Library Web Site |
| Fayette | 250 | 120 | 3,585 | 1 | www.lexpublib.org |
| Fleming | 18 | 12 | 62 | 0 | www.youseemore.com/fleming |
| Floyd | 25 | 20 | 4 | 0 | www.fclib.org |
| Franklin | 61 | 15 | 232 | 0 | www.pspl.org |
| Fulton | 17 | 6 | 12 | 0 | www.fultonlibrary.com |
| Gallatin | 13 | 9 | 6 | 0 | www.gallatincountylibrary.org |
| Garrard | 11 | 6 | 0 | 0 | garrardpublib.state.ky.us |
| Grant | 29 | 17 | 120 | 0 | grantcountypubliclibrary.org |
| Graves | 28 | 18 | 6,798 | 1 | gcpl.org |
| Grayson | 24 | 14 | 574 | 0 | www.graysoncountylibrary.org |
| Green | 7 | 4 | 0 | 0 | www.gcpl.info |
| Greenup | 45 | 24 | 0 | 0 | www.youseemore.com/greenup/ |
| Hancock | 17 | 12 | 12 | 0 | hcplky.org |
| Hardin | 49 | 41 | 277 | 0 | www.hcpl.info |
| Harlan | 25 | 15 | 4 | 0 | www.harlancountylibraries.org/ |
| Harrison | 19 | 6 | 2 | 0 | |
| Hart | 8 | 3 | 18 | 0 | hartcountypubliclibrary.org |
| Henderson | 16 | 36 | 0 | 0 | www.hcpl.org |
| Henry | 16 | 7 | 0 | 0 | www.youseemore.com/henry |
| Hickman | 3 | 3 | 0 | 0 | |
| Hopkins | 32 | 19 | 55 | 0 | publiclibrary.org |
| Jackson | 15 | 4 | 229 | 1 | jcplib.org |
| Jefferson | 737 | 410 | 3,890 | 3 | www.lfpl.org |
| Jessamine | 52 | 24 | 0 | 1 | www.jesspublib.org |
| Johnson | 17 | 5 | 8 | 0 | mywebpage.netscape.com/johnsoncolibrary/ |
| Kenton | 308 | 156 | 5,091 | 1 | www.kenton.lib.ky.us |
| Knott | 15 | 6 | 3 | 0 | knottcountylibrary.com |
| Knox | 14 | 7 | 0 | 0 | www.knoxpubliclibrary.com |
| LaRue | 18 | 8 | 12 | 0 | www.laruelibrary.org |
| Laurel | 62 | 36 | 250 | 0 | laurellibrary.org |
| Lawrence | 17 | 5 | 7 | 0 | lawrencecountypubliclibrary.org |

| Item Number ----> | 73 | 74 | 75 | 76 | 77 |
|-------------------|------------------------------|---|--|--|---------------------------------|
| County | Number of Computer Terminals | Internet Terminals Used by General Public | Patrons Formally Trained to use Electronic Resources | Number of Titles, Intellectual Freedom Incidents | Library Web Site |
| Lee | 5 | 4 | 0 | 0 | |
| Leslie | 16 | 11 | 60 | 0 | www.leslielibrary.com |
| Letcher | 42 | 28 | 55 | 0 | www.lclld.org |
| Lewis | 12 | 7 | 3 | 0 | |
| Lincoln | 13 | 9 | 0 | 0 | hml.org |
| Logan | 32 | 17 | 0 | 0 | www.loganlibrary.org |
| Lyon | 9 | 5 | 4 | 0 | |
| Madison | 31 | 16 | 0 | 0 | www.madisonlibrary.org |
| Magoffin | 11 | 9 | 3 | 0 | |
| Marion | 16 | 10 | 0 | 0 | www.MarionCoPublic.org |
| Marshall | 36 | 12 | 0 | 0 | www.marshallcolibrary.org |
| Martin | 18 | 12 | 1 | 0 | |
| Mason | 8 | 14 | 0 | 0 | www.masoncountylibrary.com |
| McCracken | 91 | 46 | 0 | 9 | mclib.net |
| McCreary | 10 | 5 | 55 | 0 | www.mccrearylibrary.org |
| Meade | 20 | 12 | 65 | 1 | www.meadereads.org/ |
| Menifee | 17 | 12 | 5 | 0 | |
| Mercer | 21 | 16 | 21 | 1 | www.mcplib.info/ |
| Metcalfe | 9 | 5 | 7 | 0 | www.scrtc.com/~metcolib/ |
| Monroe | 9 | 4 | 5 | 0 | www.youseemore.com/HarlanML/ |
| Montgomery | 22 | 9 | 24 | 0 | www.youseemore.com/mtsterling/ |
| Morgan | 37 | 32 | 7 | 0 | www.youseemore.com/mcpl/ |
| Muhlenberg | 27 | 15 | 0 | 0 | www.mcplib.org |
| Nelson | 38 | 22 | 3 | 4 | www.nelsoncopublib.org/ |
| Nicholas | 15 | 10 | 4 | 0 | www.nicholascountylibrary.com/ |
| Ohio | 36 | 23 | 620 | 0 | www.ohiocountypubliclibrary.org |
| Oldham | 51 | 32 | 30 | 0 | www.oldhampl.org |
| Owen | 14 | 8 | 0 | 0 | www.owencountylibrary.org |
| Owsley | 4 | 3 | 0 | 0 | |
| Pendleton | 13 | 9 | 5 | 0 | |
| Perry | 32 | 18 | 0 | 0 | www.perrycountylibrary.org |

| Item Number ----> | 73 | 74 | 75 | 76 | 77 |
|-------------------|------------------------------|---|--|--|-------------------------------|
| County | Number of Computer Terminals | Internet Terminals Used by General Public | Patrons Formally Trained to use Electronic Resources | Number of Titles, Intellectual Freedom Incidents | Library Web Site |
| Pike | 165 | 113 | 212 | 0 | www.pikelibrary.org |
| Powell | 14 | 8 | 15 | 0 | www.powelllib.org |
| Pulaski | 38 | 23 | 3 | 0 | www.pulaskipubliclibrary.org |
| Robertson | 3 | 24 | 32 | 0 | www.robertsonlibrary.com |
| Rockcastle | 16 | 9 | 10 | 0 | www.rockcastlelibrary.com |
| Rowan | 24 | 13 | 0 | 0 | rowancountylibrary.org |
| Russell | 17 | 10 | 0 | 0 | www.russellcountylibrary.com |
| Scott | 83 | 28 | 562 | 2 | scottpublib.org |
| Shelby | 17 | 10 | 28 | 0 | www.scplibrary.net |
| Simpson | 18 | 6 | 2 | 1 | www.goodnightlibrary.org |
| Spencer | 10 | 7 | 364 | 0 | www.members.iglou.com/scpl |
| Taylor | 15 | 6 | 6 | 0 | taylorcountypubliclibrary.org |
| Todd | 11 | 2 | 5 | 0 | |
| Trigg | 15 | 7 | 236 | 0 | www.tclibrary.org |
| Trimble | 13 | 9 | 0 | 0 | |
| Union | 12 | 8 | 0 | 0 | |
| Warren | 132 | 95 | 14 | 1 | www.bgpl.org |
| Washington | 9 | 3 | 3 | 0 | www.washingtonkylibrary.org |
| Wayne | 17 | 7 | 0 | 0 | www.waynepubliclibrary.net |
| Webster | 9 | 6 | 0 | 0 | |
| Whitley | 34 | 17 | 5 | 1 | www.whitleylibrary.org |
| Wolfe | 12 | 8 | 4 | 0 | |
| Woodford | 16 | 5 | 0 | 0 | woodfordcountylibrary.org |
| Total: | 4,298 | 2,373 | 25,746 | 31 | 92 |

| Item Number ----> | RANK | 1 Local Government Revenue | RANK | 2+3+4 Other Revenue | RANK | 5 Total Operating Revenue | RANK | 9 Salary, Director | RANK | 10 Total Salaries | RANK | 15 Collection Expenditures Total | RANK | 22 Total Electronic Access Costs | RANK | |
|-------------------|---------|-------------------------------------|--------------|---------------------------|-------------|------------------------------------|--------------|--------------------------|-----------|-------------------------|-------------|---|-------------|---|-----------|-----|
| Jefferson | 700,030 | 1 | \$15,125,800 | 1 | \$1,311,176 | 1 | \$16,436,976 | 1 | \$115,640 | 2 | \$8,489,650 | 1 | \$2,812,068 | 1 | \$398,652 | 2 |
| Fayette | 266,358 | 2 | \$10,561,590 | 3 | \$822,888 | 3 | \$11,384,478 | 3 | \$127,510 | 1 | \$5,593,521 | 2 | \$1,320,367 | 2 | \$95,701 | 8 |
| Kenton | 152,890 | 3 | \$6,772,513 | 4 | \$770,810 | 4 | \$7,543,323 | 4 | \$78,416 | 5 | \$3,427,718 | 3 | \$1,131,947 | 3 | \$434,964 | 1 |
| Boone | 101,354 | 4 | \$11,064,527 | 2 | \$969,003 | 2 | \$12,033,530 | 2 | \$87,000 | 3 | \$1,782,169 | 4 | \$713,144 | 4 | \$170,455 | 3 |
| Warren | 97,168 | 5 | \$1,924,513 | 8 | \$221,934 | 10 | \$2,146,447 | 8 | \$52,644 | 19 | \$1,053,897 | 7 | \$303,742 | 8 | \$61,804 | 15 |
| Hardin | 96,066 | 6 | \$628,803 | 31 | \$108,956 | 25 | \$737,759 | 31 | \$46,349 | 31 | \$389,673 | 21 | \$115,526 | 21 | \$14,711 | 46 |
| Daviess | 92,587 | 7 | \$2,780,868 | 6 | \$274,064 | 7 | \$3,054,932 | 6 | \$80,517 | 4 | \$1,056,253 | 6 | \$297,990 | 9 | \$100,599 | 7 |
| Campbell | 87,256 | 8 | \$2,827,499 | 5 | \$335,853 | 5 | \$3,163,352 | 5 | \$62,075 | 10 | \$1,295,118 | 5 | \$430,194 | 5 | \$30,112 | 25 |
| Madison | 76,208 | 9 | \$1,205,677 | 17 | \$162,464 | 17 | \$1,368,141 | 16 | \$52,416 | 20 | \$450,219 | 18 | \$164,284 | 16 | \$4,038 | 81 |
| Christian | 70,649 | 10 | \$196,000 | 84 | \$202,725 | 12 | \$398,725 | 53 | \$44,584 | 36 | \$156,021 | 53 | \$82,165 | 33 | \$910 | 105 |
| Pike | 67,080 | 11 | \$1,806,862 | 10 | \$141,885 | 18 | \$1,948,747 | 10 | \$64,173 | 6 | \$469,484 | 17 | \$147,327 | 17 | \$78,381 | 11 |
| Bullitt | 66,645 | 12 | \$1,442,200 | 13 | \$219,087 | 11 | \$1,661,287 | 14 | \$59,075 | 12 | \$584,553 | 11 | \$245,033 | 10 | \$19,823 | 36 |
| McCracken | 64,700 | 13 | \$1,591,696 | 11 | \$189,511 | 14 | \$1,781,207 | 11 | \$59,483 | 11 | \$649,394 | 10 | \$324,681 | 7 | \$118,283 | 6 |
| Pulaski | 58,727 | 14 | \$1,232,587 | 16 | \$121,853 | 22 | \$1,354,440 | 17 | \$58,186 | 14 | \$427,578 | 19 | \$143,443 | 18 | \$39,211 | 18 |
| Laurel | 55,993 | 15 | \$1,340,729 | 14 | \$327,913 | 6 | \$1,668,642 | 13 | \$54,444 | 18 | \$509,192 | 14 | \$402,418 | 6 | \$22,163 | 33 |
| Oldham | 52,100 | 16 | \$935,104 | 23 | \$228,964 | 8 | \$1,164,068 | 19 | \$55,566 | 16 | \$480,319 | 16 | \$101,833 | 26 | \$73,798 | 12 |
| Boyd | 49,743 | 17 | \$1,814,497 | 9 | \$168,561 | 16 | \$1,983,058 | 9 | \$47,500 | 30 | \$691,175 | 8 | \$200,072 | 12 | \$31,161 | 23 |
| Franklin | 48,142 | 18 | \$2,070,228 | 7 | \$200,288 | 13 | \$2,270,516 | 7 | \$62,399 | 9 | \$687,898 | 9 | \$224,534 | 11 | \$88,704 | 9 |
| Hopkins | 46,818 | 19 | \$503,847 | 38 | \$136,062 | 19 | \$639,909 | 35 | \$42,705 | 42 | \$274,666 | 29 | \$89,406 | 30 | \$6,735 | 68 |
| Henderson | 45,426 | 20 | \$951,216 | 22 | \$133,824 | 21 | \$1,085,040 | 23 | \$63,700 | 7 | \$506,184 | 15 | \$138,304 | 19 | \$63,119 | 14 |
| Floyd | 42,379 | 21 | \$484,881 | 39 | \$51,170 | 58 | \$536,051 | 40 | \$43,320 | 39 | \$179,512 | 47 | \$2,091 | 116 | \$17,542 | 40 |
| Jessamine | 42,313 | 22 | \$1,336,964 | 15 | \$93,734 | 29 | \$1,430,698 | 15 | \$52,004 | 22 | \$556,428 | 12 | \$182,225 | 13 | \$71,150 | 13 |
| Nelson | 40,406 | 23 | \$912,453 | 24 | \$78,979 | 36 | \$991,432 | 24 | \$47,940 | 28 | \$378,212 | 22 | \$176,988 | 14 | \$33,226 | 20 |
| Barren | 39,473 | 24 | \$602,820 | 34 | \$72,424 | 42 | \$675,244 | 33 | \$46,293 | 33 | \$248,376 | 33 | \$83,010 | 31 | \$21,358 | 34 |
| Scott | 38,029 | 25 | \$1,522,070 | 12 | \$185,659 | 15 | \$1,707,729 | 12 | \$62,603 | 8 | \$509,828 | 13 | \$172,687 | 15 | \$23,397 | 32 |
| Whitley | 37,566 | 26 | \$417,210 | 48 | \$84,727 | 32 | \$501,937 | 44 | \$30,000 | 81 | \$182,376 | 45 | \$45,018 | 54 | \$43,328 | 17 |
| Graves | 37,401 | 27 | \$505,281 | 37 | \$62,964 | 47 | \$568,245 | 38 | \$40,237 | 48 | \$144,931 | 56 | \$54,415 | 47 | \$6,535 | 70 |
| Greenup | 37,274 | 28 | \$876,627 | 25 | \$96,874 | 28 | \$973,501 | 26 | \$49,649 | 27 | \$348,543 | 24 | \$99,603 | 27 | \$139,831 | 4 |
| Shelby | 37,219 | 29 | \$730,728 | 28 | \$73,580 | 41 | \$804,308 | 27 | \$50,116 | 26 | \$217,165 | 36 | \$67,558 | 40 | \$12,242 | 50 |
| Calloway | 34,789 | 30 | \$442,410 | 43 | \$79,438 | 35 | \$521,848 | 42 | \$43,935 | 37 | \$193,070 | 41 | \$109,592 | 24 | \$6,366 | 71 |
| Clark | 34,377 | 31 | \$988,363 | 21 | \$109,905 | 24 | \$1,098,268 | 22 | \$43,296 | 40 | \$406,413 | 20 | \$134,467 | 20 | \$120,390 | 5 |

| Item Number ----> | R | 1 | R | 2+3+4 | R | 5 | R | 9 | R | 10 | R | 15 | R | 22 | R | |
|-------------------|--------|------------|-------------|---------|-----------|-----------|-------------|----------|----------|----------|-----------|--------------|-----------|------------|----------|-----|
| | A | Local | A | Other | A | Total | A | Salary, | A | Total | A | Collection | A | Total | A | |
| Population | N | Government | N | Revenue | N | Operating | N | Director | N | Salaries | N | Expenditures | N | Electronic | N | |
| | K | Revenue | K | | K | Revenue | K | | K | | K | Total | K | Access | K | |
| | | | | | | | | | | | | | | Costs | | |
| Harlan | 31,927 | 32 | \$395,244 | 50 | \$51,512 | 57 | \$446,756 | 49 | \$40,067 | 49 | \$201,313 | 39 | \$42,249 | 57 | \$2,129 | 91 |
| Knox | 31,912 | 33 | \$249,780 | 69 | \$34,891 | 83 | \$284,671 | 73 | \$42,614 | 43 | \$113,302 | 75 | \$12,798 | 101 | \$771 | 106 |
| Muhlenberg | 31,752 | 34 | \$701,964 | 29 | \$74,043 | 40 | \$776,007 | 29 | \$40,000 | 50 | \$294,142 | 27 | \$95,152 | 29 | \$27,187 | 28 |
| Marshall | 30,813 | 35 | \$1,147,094 | 18 | \$66,127 | 44 | \$1,213,221 | 18 | \$37,086 | 57 | \$283,692 | 28 | \$114,911 | 22 | \$61,657 | 16 |
| Perry | 29,762 | 36 | \$1,075,911 | 19 | \$82,354 | 33 | \$1,158,265 | 20 | \$46,332 | 32 | \$265,463 | 31 | \$98,619 | 28 | \$21,197 | 35 |
| Bell | 29,672 | 37 | \$441,454 | 44 | \$44,969 | 67 | \$486,423 | 45 | \$30,364 | 78 | \$250,822 | 32 | \$47,797 | 50 | \$12,220 | 51 |
| Meade | 28,300 | 38 | \$396,840 | 49 | \$45,977 | 66 | \$442,817 | 50 | \$39,461 | 51 | \$185,739 | 44 | \$74,949 | 37 | \$16,209 | 42 |
| Boyle | 28,241 | 39 | \$752,816 | 26 | \$225,578 | 9 | \$978,394 | 25 | \$54,650 | 17 | \$358,247 | 23 | \$103,365 | 25 | \$16,031 | 44 |
| Logan | 27,048 | 40 | \$618,962 | 32 | \$76,278 | 38 | \$695,240 | 32 | \$51,299 | 24 | \$345,460 | 25 | \$112,053 | 23 | \$9,590 | 59 |
| Grayson | 25,004 | 41 | \$317,821 | 58 | \$71,182 | 43 | \$389,003 | 55 | \$34,946 | 65 | \$145,992 | 55 | \$45,723 | 53 | \$29,871 | 26 |
| Lincoln | 24,821 | 42 | \$228,583 | 77 | \$42,015 | 75 | \$270,598 | 77 | \$27,949 | 89 | \$114,896 | 73 | \$37,070 | 64 | \$948 | 104 |
| Letcher | 24,677 | 43 | \$474,279 | 40 | \$56,633 | 53 | \$530,912 | 41 | \$42,721 | 41 | \$230,567 | 35 | \$79,024 | 35 | \$18,387 | 38 |
| Grant | 24,317 | 44 | \$448,004 | 42 | \$135,671 | 20 | \$583,675 | 37 | \$42,230 | 44 | \$192,629 | 42 | \$72,458 | 39 | \$27,096 | 29 |
| Clay | 24,254 | 45 | \$152,018 | 93 | \$43,609 | 72 | \$195,627 | 94 | \$2,797 | 115 | \$73,406 | 99 | \$27,475 | 78 | \$0 | 116 |
| Woodford | 23,961 | 46 | \$1,016,511 | 20 | \$98,915 | 27 | \$1,115,426 | 21 | \$51,700 | 23 | \$266,060 | 30 | \$82,078 | 34 | \$25,408 | 30 |
| Johnson | 23,856 | 47 | \$424,955 | 47 | \$50,895 | 59 | \$475,850 | 47 | \$34,700 | 66 | \$165,906 | 49 | \$30,321 | 75 | \$38,870 | 19 |
| Montgomery | 23,629 | 48 | \$270,574 | 64 | \$75,629 | 39 | \$346,203 | 60 | \$29,035 | 84 | \$142,998 | 59 | \$47,286 | 51 | \$6,124 | 75 |
| Ohio | 23,565 | 49 | \$437,429 | 45 | \$44,750 | 69 | \$482,179 | 46 | \$35,910 | 61 | \$216,991 | 37 | \$67,276 | 41 | \$3,263 | 86 |
| Taylor | 23,479 | 50 | \$325,694 | 56 | \$47,758 | 64 | \$373,452 | 58 | \$26,370 | 93 | \$168,591 | 48 | \$24,727 | 83 | \$11,054 | 54 |
| Bal/Car/Liv | 23,367 | 51 | \$10,500 | 114 | \$44,803 | 68 | \$55,303 | 113 | \$21,948 | 101 | \$22,140 | 115 | \$10,068 | 106 | \$300 | 115 |
| Rowan | 22,176 | 52 | \$360,953 | 53 | \$78,674 | 37 | \$439,627 | 51 | \$43,680 | 38 | \$180,664 | 46 | \$42,817 | 56 | \$31,265 | 22 |
| Mercer | 21,493 | 53 | \$670,958 | 30 | \$87,251 | 30 | \$758,209 | 30 | \$41,134 | 45 | \$316,280 | 26 | \$76,136 | 36 | \$10,796 | 55 |
| Wayne | 20,400 | 54 | \$288,866 | 62 | \$36,448 | 79 | \$325,314 | 65 | \$30,807 | 75 | \$135,523 | 61 | \$54,525 | 46 | \$7,318 | 66 |
| Anderson | 20,099 | 55 | \$741,153 | 27 | \$43,058 | 73 | \$784,211 | 28 | \$58,529 | 13 | \$233,288 | 34 | \$74,816 | 38 | \$81,507 | 10 |
| Bourbon | 19,623 | 56 | \$554,719 | 35 | \$58,351 | 50 | \$613,070 | 36 | \$45,864 | 34 | \$214,198 | 38 | \$82,652 | 32 | \$28,623 | 27 |
| Breckinridge | 19,168 | 57 | \$283,153 | 63 | \$43,001 | 74 | \$326,154 | 64 | \$23,581 | 98 | \$125,545 | 66 | \$36,500 | 67 | \$4,740 | 79 |
| Marion | 18,728 | 58 | \$244,818 | 71 | \$56,413 | 54 | \$301,231 | 68 | \$35,433 | 62 | \$131,144 | 64 | \$33,372 | 70 | \$419 | 112 |
| Allen | 18,541 | 59 | \$613,849 | 33 | \$59,157 | 49 | \$673,006 | 34 | \$41,000 | 47 | \$165,249 | 50 | \$55,298 | 45 | \$18,781 | 37 |
| Harrison | 18,256 | 60 | \$368,776 | 52 | \$57,868 | 51 | \$426,644 | 52 | \$52,177 | 21 | \$197,897 | 40 | \$63,621 | 43 | \$3,263 | 86 |
| Hart | 18,237 | 61 | \$225,967 | 78 | \$64,979 | 45 | \$290,946 | 71 | \$31,438 | 74 | \$97,552 | 83 | \$19,243 | 90 | \$1,039 | 103 |
| Knott | 17,582 | 62 | \$12,000 | 113 | \$24,857 | 103 | \$36,857 | 114 | \$2,587 | 116 | \$23,437 | 114 | \$8,536 | 111 | \$3,955 | 82 |

| Item Number ----> | R | 1 | R | 2+3+4 | R | 5 | R | 9 | R | 10 | R | 15 | R | 22 | R | |
|-------------------|--------|------------|-----------|---------|-----------|-----------|-----------|----------|----------|----------|-----------|--------------|----------|------------|----------|-----|
| | A | Local | A | Other | A | Total | A | Salary, | A | Total | A | Collection | A | Total | A | |
| Population | N | Government | N | Revenue | N | Operating | N | Director | N | Salaries | N | Expenditures | N | Electronic | N | |
| | K | Revenue | K | | K | Revenue | K | | K | | K | Total | K | Access | K | |
| | | | | | | | | | | | | | | Costs | | |
| Adair | 17,575 | 63 | \$205,480 | 81 | \$53,924 | 55 | \$259,404 | 79 | \$31,860 | 71 | \$115,159 | 72 | \$12,212 | 103 | \$454 | 110 |
| McCreary | 17,055 | 64 | \$224,471 | 79 | \$34,075 | 84 | \$258,546 | 80 | \$38,045 | 55 | \$121,375 | 71 | \$31,856 | 73 | \$5,129 | 77 |
| Mason | 16,937 | 65 | \$460,956 | 41 | \$44,049 | 71 | \$505,005 | 43 | \$50,950 | 25 | \$139,921 | 60 | \$47,026 | 52 | \$410 | 113 |
| Simpson | 16,891 | 66 | \$339,946 | 55 | \$49,042 | 61 | \$388,988 | 56 | \$30,450 | 77 | \$135,258 | 62 | \$39,226 | 59 | \$9,581 | 60 |
| Russell | 16,838 | 67 | \$173,398 | 88 | \$56,770 | 52 | \$230,168 | 86 | \$33,660 | 68 | \$113,546 | 74 | \$11,942 | 105 | \$1,576 | 97 |
| Rockcastle | 16,782 | 68 | \$88,629 | 107 | \$25,523 | 102 | \$114,152 | 109 | \$6,752 | 113 | \$55,231 | 104 | \$8,671 | 108 | \$6,220 | 72 |
| Garrard | 16,163 | 69 | \$235,874 | 76 | \$34,900 | 82 | \$270,774 | 76 | \$37,018 | 58 | \$122,784 | 68 | \$30,107 | 76 | \$1,800 | 94 |
| Casey | 16,059 | 70 | \$239,310 | 75 | \$32,715 | 87 | \$272,025 | 75 | \$39,000 | 52 | \$160,347 | 51 | \$26,529 | 81 | \$9,813 | 57 |
| Lawrence | 16,048 | 71 | \$354,276 | 54 | \$20,629 | 109 | \$374,905 | 57 | \$35,340 | 63 | \$157,996 | 52 | \$19,689 | 89 | \$9,572 | 61 |
| Breathitt | 15,937 | 72 | \$262,236 | 65 | \$35,140 | 81 | \$297,376 | 69 | \$23,264 | 99 | \$75,773 | 92 | \$36,588 | 65 | \$2,744 | 88 |
| Henry | 15,771 | 73 | \$319,121 | 57 | \$20,675 | 108 | \$339,796 | 62 | \$41,040 | 46 | \$144,868 | 57 | \$48,550 | 48 | \$16,279 | 41 |
| Union | 15,708 | 74 | \$240,196 | 73 | \$46,645 | 65 | \$286,841 | 72 | \$35,189 | 64 | \$95,626 | 86 | \$38,649 | 60 | \$658 | 108 |
| Estill | 15,164 | 75 | \$249,376 | 70 | \$30,634 | 91 | \$280,010 | 74 | \$30,035 | 80 | \$103,986 | 79 | \$27,125 | 79 | \$12,269 | 49 |
| Pendleton | 15,134 | 76 | \$251,025 | 67 | \$51,894 | 56 | \$302,919 | 67 | \$37,262 | 56 | \$121,752 | 69 | \$41,520 | 58 | \$12,124 | 52 |
| Spencer | 14,822 | 77 | \$222,173 | 80 | \$33,056 | 85 | \$255,229 | 82 | \$31,450 | 73 | \$88,889 | 88 | \$31,504 | 74 | \$3,267 | 85 |
| Fleming | 14,480 | 78 | \$249,920 | 68 | \$85,384 | 31 | \$335,304 | 63 | \$30,618 | 76 | \$108,707 | 78 | \$44,288 | 55 | \$14,017 | 47 |
| Morgan | 14,360 | 79 | \$148,052 | 96 | \$48,302 | 62 | \$196,354 | 93 | \$36,117 | 60 | \$121,718 | 70 | \$14,345 | 98 | \$30,572 | 24 |
| Webster | 14,130 | 80 | \$241,046 | 72 | \$29,039 | 96 | \$270,085 | 78 | \$28,814 | 87 | \$100,859 | 81 | \$64,311 | 42 | \$8,171 | 65 |
| Lewis | 13,820 | 81 | \$118,598 | 100 | \$28,531 | 97 | \$147,129 | 102 | \$16,028 | 111 | \$44,431 | 110 | \$20,061 | 88 | \$6,151 | 74 |
| Jackson | 13,622 | 82 | \$143,754 | 97 | \$113,897 | 23 | \$257,651 | 81 | \$22,023 | 100 | \$74,406 | 97 | \$36,503 | 66 | \$4,911 | 78 |
| Powell | 13,615 | 83 | \$163,531 | 91 | \$31,941 | 88 | \$195,472 | 95 | \$34,429 | 67 | \$132,005 | 63 | \$12,011 | 104 | \$3,621 | 84 |
| LaRue | 13,485 | 84 | \$199,426 | 83 | \$28,116 | 98 | \$227,542 | 88 | \$29,000 | 85 | \$97,525 | 84 | \$32,422 | 72 | \$9,362 | 62 |
| Magoffin | 13,456 | 85 | \$148,240 | 95 | \$18,958 | 110 | \$167,198 | 99 | \$24,585 | 96 | \$50,825 | 106 | \$12,754 | 102 | \$5,453 | 76 |
| Butler | 13,364 | 86 | \$167,797 | 89 | \$26,897 | 101 | \$194,694 | 96 | \$29,835 | 83 | \$103,403 | 80 | \$21,773 | 86 | \$9,667 | 58 |
| Trigg | 13,249 | 87 | \$202,734 | 82 | \$30,896 | 89 | \$233,630 | 85 | \$26,500 | 92 | \$97,897 | 82 | \$28,626 | 77 | \$1,190 | 101 |
| Caldwell | 12,879 | 88 | \$149,263 | 94 | \$27,409 | 100 | \$176,672 | 98 | \$30,048 | 79 | \$84,338 | 89 | \$35,732 | 69 | \$6,219 | 73 |
| Martin | 12,328 | 89 | \$372,614 | 51 | \$21,162 | 106 | \$393,776 | 54 | \$38,306 | 54 | \$129,556 | 65 | \$16,978 | 92 | \$400 | 114 |
| Leslie | 12,043 | 90 | \$537,216 | 36 | \$30,445 | 92 | \$567,661 | 39 | \$44,642 | 35 | \$189,722 | 43 | \$48,147 | 49 | \$9,930 | 56 |
| Edmonson | 11,921 | 91 | \$128,036 | 98 | \$81,681 | 34 | \$209,717 | 91 | \$25,518 | 94 | \$75,659 | 93 | \$15,568 | 95 | \$31,442 | 21 |
| Todd | 11,863 | 92 | \$102,639 | 106 | \$30,016 | 94 | \$132,655 | 107 | \$21,855 | 102 | \$75,557 | 94 | \$9,606 | 107 | \$735 | 107 |
| Green | 11,667 | 93 | \$105,115 | 105 | \$41,589 | 76 | \$146,704 | 103 | \$21,447 | 103 | \$72,976 | 100 | \$16,581 | 93 | \$434 | 111 |

| Item Number ----> | | R | 1 | R | 2+3+4 | R | 5 | R | 9 | R | 10 | R | 15 | R | 22 | R |
|-------------------|------------|-------------|--------------------------------|-------------|------------------|-------------|-------------------------------|-------------|---------------------|-------------|-------------------|-------------|-------------------------------------|-------------|-------------------------------------|-------------|
| | Population | A N K | Local Government Revenue | A N K | Other Revenue | A N K | Total Operating Revenue | A N K | Salary, Director | A N K | Total Salaries | A N K | Collection Expenditures Total | A N K | Total Electronic Access Costs | A N K |
| Monroe | 11,660 | 94 | \$117,078 | 101 | \$30,189 | 93 | \$147,267 | 101 | \$19,830 | 107 | \$74,563 | 96 | \$15,216 | 97 | \$4,358 | 80 |
| Bath | 11,538 | 95 | \$192,435 | 87 | \$48,261 | 63 | \$240,696 | 84 | \$30,000 | 81 | \$92,990 | 87 | \$38,142 | 63 | \$13,685 | 48 |
| Owen | 11,300 | 96 | \$289,892 | 61 | \$61,055 | 48 | \$350,947 | 59 | \$38,455 | 53 | \$110,330 | 77 | \$38,144 | 62 | \$16,143 | 43 |
| Washington | 11,266 | 97 | \$195,094 | 85 | \$33,040 | 86 | \$228,134 | 87 | \$36,342 | 59 | \$95,908 | 85 | \$36,058 | 68 | \$15,508 | 45 |
| Carroll | 10,344 | 98 | \$435,597 | 46 | \$39,559 | 77 | \$475,156 | 48 | \$47,519 | 29 | \$143,065 | 58 | \$62,430 | 44 | \$2,536 | 89 |
| Metcalfe | 10,165 | 99 | \$107,533 | 104 | \$100,057 | 26 | \$207,590 | 92 | \$24,504 | 97 | \$73,811 | 98 | \$13,655 | 99 | \$550 | 109 |
| Clinton | 9,558 | 100 | \$75,569 | 109 | \$18,928 | 111 | \$94,497 | 111 | \$21,174 | 104 | \$48,100 | 107 | \$12,831 | 100 | \$1,250 | 100 |
| Trimble | 9,047 | 101 | \$261,712 | 66 | \$35,511 | 80 | \$297,223 | 70 | \$28,870 | 86 | \$112,464 | 76 | \$25,992 | 82 | \$17,800 | 39 |
| Crittenden | 8,999 | 102 | \$161,301 | 92 | \$18,737 | 112 | \$180,038 | 97 | \$31,629 | 72 | \$75,299 | 95 | \$21,043 | 87 | \$1,299 | 99 |
| Bracken | 8,707 | 103 | \$239,895 | 74 | \$15,184 | 115 | \$255,079 | 83 | \$26,752 | 91 | \$77,862 | 91 | \$17,142 | 91 | \$9,024 | 64 |
| Hancock | 8,459 | 104 | \$304,877 | 59 | \$39,298 | 78 | \$344,175 | 61 | \$33,600 | 69 | \$155,395 | 54 | \$38,323 | 61 | \$25,363 | 31 |
| Lyon | 8,205 | 105 | \$195,020 | 86 | \$21,670 | 105 | \$216,690 | 89 | \$27,313 | 90 | \$70,555 | 101 | \$32,740 | 71 | \$7,176 | 67 |
| Gallatin | 7,979 | 106 | \$292,095 | 60 | \$20,902 | 107 | \$312,997 | 66 | \$58,037 | 15 | \$123,431 | 67 | \$23,808 | 84 | \$12,111 | 53 |
| Lee | 7,786 | 107 | \$118,880 | 99 | \$30,723 | 90 | \$149,603 | 100 | \$33,340 | 70 | \$51,643 | 105 | \$8,647 | 109 | \$3,925 | 83 |
| Fulton | 7,357 | 108 | \$167,083 | 90 | \$44,359 | 70 | \$211,442 | 90 | \$25,002 | 95 | \$82,025 | 90 | \$21,940 | 85 | \$1,847 | 93 |
| Cumberland | 7,168 | 109 | \$109,522 | 102 | \$22,545 | 104 | \$132,067 | 108 | \$18,693 | 109 | \$55,780 | 103 | \$16,166 | 94 | \$9,083 | 63 |
| Nicholas | 7,076 | 110 | \$64,049 | 112 | \$17,168 | 113 | \$81,217 | 112 | \$20,000 | 106 | \$41,935 | 111 | \$26,800 | 80 | \$1,350 | 98 |
| Wolfe | 7,045 | 111 | \$85,127 | 108 | \$50,791 | 60 | \$135,918 | 106 | \$19,500 | 108 | \$46,891 | 108 | \$15,560 | 96 | \$1,795 | 95 |
| Elliott | 6,835 | 112 | \$0 | 115 | \$14,607 | 116 | \$14,607 | 116 | \$13,100 | 112 | \$24,939 | 113 | \$6,084 | 113 | \$2,266 | 90 |
| Menifee | 6,766 | 113 | \$107,806 | 103 | \$29,202 | 95 | \$137,008 | 105 | \$17,445 | 110 | \$70,468 | 102 | \$8,616 | 110 | \$1,710 | 96 |
| Hickman | 5,172 | 114 | \$0 | 116 | \$16,837 | 114 | \$16,837 | 115 | \$4,800 | 114 | \$4,800 | 116 | \$3,049 | 115 | \$1,870 | 92 |
| Owsley | 4,749 | 115 | \$75,007 | 110 | \$63,097 | 46 | \$138,104 | 104 | \$28,800 | 88 | \$44,564 | 109 | \$7,244 | 112 | \$1,043 | 102 |
| Robertson | 2,308 | 116 | \$72,638 | 111 | \$27,581 | 99 | \$100,219 | 110 | \$20,151 | 105 | \$33,164 | 112 | \$5,923 | 114 | \$6,550 | 69 |

| Item Number ----> | R | 23 | R | 24 | R | 28 | R | 33 | R | 36 | R | 38 | R | 43 | R | |
|-------------------|---------|------------|----------|--------------|-------------|---------------|--------|--------|---------|-----------------|-------|---------|--------|------------|-----------|----|
| | A | Cost, | A | Total | A | Annual Public | A | Square | A | Staff (FTE) - | A | Total | A | Total Book | A | |
| Population | N | Continuing | N | Operating | N | Service Hours | N | Feet, | N | Librarians with | N | Library | N | Collection | N | |
| | K | Education | K | Expenditures | K | | K | Total | K | ALA MLS | K | Staff | K | | K | |
| Jefferson | 700,030 | 1 | \$42,700 | 4 | \$3,313,931 | 1 | 52,364 | 1 | 311,643 | 1 | 65.00 | 1 | 320.00 | 1 | 1,346,301 | 1 |
| Fayette | 266,358 | 2 | \$44,648 | 3 | \$2,460,257 | 2 | 20,176 | 2 | 183,750 | 2 | 54.00 | 2 | 228.00 | 2 | 601,474 | 2 |
| Kenton | 152,890 | 3 | \$66,409 | 1 | \$1,813,170 | 3 | 10,556 | 8 | 94,270 | 3 | 25.00 | 3 | 159.00 | 3 | 460,352 | 3 |
| Boone | 101,354 | 4 | \$12,401 | 11 | \$752,974 | 4 | 13,624 | 4 | 63,265 | 4 | 19.00 | 4 | 62.25 | 4 | 286,189 | 4 |
| Warren | 97,168 | 5 | \$16,587 | 7 | \$547,126 | 8 | 12,324 | 6 | 36,743 | 8 | 2.98 | 14 | 31.12 | 7 | 135,494 | 9 |
| Hardin | 96,066 | 6 | \$2,952 | 54 | \$110,958 | 41 | 7,488 | 16 | 23,200 | 15 | 2.00 | 18 | 17.20 | 18 | 94,194 | 19 |
| Daviess | 92,587 | 7 | \$16,737 | 6 | \$575,480 | 6 | 3,744 | 73 | 45,000 | 6 | 3.00 | 10 | 40.00 | 6 | 191,093 | 6 |
| Campbell | 87,256 | 8 | \$13,697 | 10 | \$650,623 | 5 | 10,140 | 9 | 56,600 | 5 | 15.50 | 5 | 52.50 | 5 | 193,181 | 5 |
| Madison | 76,208 | 9 | \$8,075 | 14 | \$553,405 | 7 | 7,072 | 18 | 27,236 | 14 | 3.00 | 10 | 18.62 | 16 | 94,731 | 18 |
| Christian | 70,649 | 10 | \$1,854 | 77 | \$108,890 | 43 | 2,756 | 98 | 22,000 | 19 | 0.00 | -- | 7.20 | 56 | 95,491 | 17 |
| Pike | 67,080 | 11 | \$7,674 | 15 | \$399,425 | 14 | 14,248 | 3 | 38,774 | 7 | 2.00 | 18 | 20.70 | 15 | 183,154 | 7 |
| Bullitt | 66,645 | 12 | \$3,045 | 50 | \$99,141 | 50 | 10,088 | 10 | 20,074 | 23 | 1.00 | 22 | 21.30 | 13 | 140,292 | 8 |
| McCracken | 64,700 | 13 | \$22,763 | 5 | \$453,898 | 12 | 3,692 | 76 | 33,000 | 9 | 2.25 | 17 | 26.75 | 10 | 101,892 | 15 |
| Pulaski | 58,727 | 14 | \$2,597 | 63 | \$262,150 | 19 | 13,442 | 5 | 20,507 | 22 | 0.00 | -- | 20.89 | 14 | 91,774 | 23 |
| Laurel | 55,993 | 15 | \$10,854 | 12 | \$538,517 | 9 | 8,684 | 14 | 32,500 | 10 | 1.00 | 22 | 27.00 | 9 | 84,204 | 25 |
| Oldham | 52,100 | 16 | \$6,856 | 18 | \$225,891 | 21 | 7,800 | 15 | 11,335 | 44 | 4.68 | 7 | 15.11 | 26 | 69,062 | 30 |
| Boyd | 49,743 | 17 | \$56,407 | 2 | \$380,171 | 16 | 8,944 | 13 | 29,865 | 12 | 4.00 | 8 | 28.40 | 8 | 112,224 | 11 |
| Franklin | 48,142 | 18 | \$6,150 | 22 | \$491,694 | 10 | 3,380 | 88 | 18,278 | 24 | 3.75 | 9 | 22.25 | 12 | 106,126 | 13 |
| Hopkins | 46,818 | 19 | \$8,225 | 13 | \$104,806 | 47 | 6,838 | 20 | 10,280 | 49 | 0.00 | -- | 15.00 | 27 | 98,332 | 16 |
| Henderson | 45,426 | 20 | \$2,624 | 61 | \$192,948 | 26 | 4,758 | 37 | 21,635 | 21 | 3.00 | 10 | 17.28 | 17 | 93,229 | 21 |
| Floyd | 42,379 | 21 | \$2,830 | 58 | \$125,916 | 34 | 3,952 | 61 | 7,600 | 68 | 0.00 | -- | 7.00 | 57 | 71,250 | 28 |
| Jessamine | 42,313 | 22 | \$15,581 | 8 | \$376,534 | 17 | 4,810 | 36 | 22,800 | 16 | 5.11 | 6 | 23.84 | 11 | 72,313 | 27 |
| Nelson | 40,406 | 23 | \$5,213 | 26 | \$201,479 | 23 | 7,332 | 17 | 14,840 | 34 | 1.00 | 22 | 15.28 | 25 | 64,017 | 34 |
| Barren | 39,473 | 24 | \$3,905 | 36 | \$104,503 | 48 | 5,096 | 33 | 11,250 | 45 | 0.00 | -- | 10.00 | 37 | 48,285 | 47 |
| Scott | 38,029 | 25 | \$5,835 | 25 | \$490,255 | 11 | 4,898 | 35 | 28,750 | 13 | 2.81 | 15 | 17.18 | 19 | 92,107 | 22 |
| Whitley | 37,566 | 26 | \$2,938 | 55 | \$132,065 | 31 | 6,240 | 23 | 22,564 | 17 | 1.00 | 22 | 11.80 | 33 | 45,241 | 54 |
| Graves | 37,401 | 27 | \$2,667 | 59 | \$199,887 | 24 | 4,628 | 38 | 17,635 | 27 | 0.00 | -- | 7.65 | 53 | 66,516 | 31 |
| Greenup | 37,274 | 28 | \$2,473 | 66 | \$250,110 | 20 | 9,022 | 12 | 21,949 | 20 | 1.00 | 22 | 17.00 | 20 | 106,528 | 12 |
| Shelby | 37,219 | 29 | \$3,368 | 43 | \$86,460 | 61 | 4,056 | 55 | 16,466 | 29 | 0.00 | -- | 8.00 | 49 | 59,718 | 35 |
| Calloway | 34,789 | 30 | \$6,480 | 20 | \$115,425 | 39 | 5,434 | 30 | 14,800 | 35 | 1.00 | 22 | 9.25 | 40 | 51,165 | 42 |
| Clark | 34,377 | 31 | \$5,064 | 27 | \$399,495 | 13 | 5,174 | 32 | 18,200 | 25 | 1.00 | 22 | 16.25 | 22 | 87,803 | 24 |

| Item Number ----> | R | 23 | R | 24 | R | 28 | R | 33 | R | 36 | R | 38 | R | 43 | R | |
|-------------------|--------|------------|----------|--------------|-----------|---------------|--------|--------|--------|-----------------|------|---------|-------|------------|---------|-----|
| | A | Cost, | A | Total | A | Annual Public | A | Square | A | Staff (FTE) - | A | Total | A | Total Book | A | |
| Population | N | Continuing | N | Operating | N | Service Hours | N | Feet, | N | Librarians with | N | Library | N | Collection | N | |
| | K | Education | K | Expenditures | K | | K | Total | K | ALA MLS | K | Staff | K | | K | |
| Harlan | 31,927 | 32 | \$6,550 | 19 | \$50,493 | 87 | 6,708 | 21 | 17,701 | 26 | 1.00 | 22 | 8.72 | 45 | 77,224 | 26 |
| Knox | 31,912 | 33 | \$735 | 101 | \$42,991 | 96 | 3,614 | 81 | 7,123 | 74 | 0.00 | -- | 4.00 | 103 | 21,066 | 105 |
| Muhlenberg | 31,752 | 34 | \$3,324 | 44 | \$139,539 | 29 | 6,214 | 24 | 15,604 | 31 | 0.50 | 40 | 16.00 | 23 | 93,919 | 20 |
| Marshall | 30,813 | 35 | \$14,902 | 9 | \$399,220 | 15 | 9,620 | 11 | 22,150 | 18 | 0.00 | -- | 17.00 | 20 | 125,799 | 10 |
| Perry | 29,762 | 36 | \$6,102 | 23 | \$120,468 | 37 | 4,498 | 41 | 13,000 | 40 | 0.00 | -- | 9.35 | 39 | 49,808 | 43 |
| Bell | 29,672 | 37 | \$3,204 | 47 | \$134,885 | 30 | 6,864 | 19 | 12,600 | 41 | 0.00 | -- | 10.80 | 36 | 64,193 | 33 |
| Meade | 28,300 | 38 | \$4,148 | 33 | \$107,407 | 44 | 3,822 | 70 | 9,360 | 58 | 1.00 | 22 | 12.00 | 32 | 31,145 | 73 |
| Boyle | 28,241 | 39 | \$2,047 | 73 | \$319,540 | 18 | 4,186 | 50 | 17,500 | 28 | 2.80 | 16 | 14.00 | 28 | 102,621 | 14 |
| Logan | 27,048 | 40 | \$4,132 | 34 | \$111,543 | 40 | 6,344 | 22 | 14,537 | 36 | 0.00 | -- | 12.93 | 30 | 35,953 | 63 |
| Grayson | 25,004 | 41 | \$4,048 | 35 | \$104,000 | 49 | 4,446 | 42 | 7,500 | 69 | 0.00 | -- | 8.20 | 48 | 39,743 | 59 |
| Lincoln | 24,821 | 42 | \$1,855 | 76 | \$62,382 | 79 | 3,770 | 72 | 4,435 | 105 | 0.00 | -- | 6.75 | 66 | 30,205 | 80 |
| Letcher | 24,677 | 43 | \$4,556 | 30 | \$146,021 | 28 | 11,362 | 7 | 31,174 | 11 | 0.00 | -- | 10.00 | 37 | 58,845 | 36 |
| Grant | 24,317 | 44 | \$3,734 | 37 | \$132,005 | 32 | 2,886 | 97 | 12,500 | 42 | 0.94 | 35 | 7.89 | 52 | 35,195 | 64 |
| Clay | 24,254 | 45 | \$1,451 | 85 | \$55,698 | 82 | 4,108 | 52 | 6,729 | 79 | 0.00 | -- | 7.00 | 57 | 9,560 | 115 |
| Woodford | 23,961 | 46 | \$2,528 | 65 | \$220,166 | 22 | 5,408 | 31 | 6,000 | 86 | 3.00 | 10 | 16.00 | 23 | 48,930 | 46 |
| Johnson | 23,856 | 47 | \$4,986 | 28 | \$85,845 | 62 | 3,874 | 66 | 7,700 | 67 | 0.00 | -- | 8.00 | 49 | 52,426 | 39 |
| Montgomery | 23,629 | 48 | \$6,165 | 21 | \$89,403 | 59 | 2,704 | 99 | 8,704 | 59 | 0.00 | -- | 8.00 | 49 | 34,064 | 66 |
| Ohio | 23,565 | 49 | \$352 | 110 | \$97,607 | 52 | 3,744 | 73 | 15,010 | 32 | 0.00 | -- | 14.00 | 28 | 47,615 | 49 |
| Taylor | 23,479 | 50 | \$1,136 | 93 | \$72,620 | 69 | 4,264 | 47 | 7,800 | 65 | 0.00 | -- | 12.10 | 31 | 64,382 | 32 |
| Bal/Car/Liv | 23,367 | 51 | \$2,052 | 72 | \$12,873 | 113 | 1,976 | 114 | 1,826 | 116 | 0.00 | -- | 1.00 | 115 | 22,109 | 101 |
| Rowan | 22,176 | 52 | \$7,498 | 16 | \$106,871 | 45 | 4,004 | 58 | 10,371 | 48 | 1.00 | 22 | 9.25 | 40 | 54,914 | 38 |
| Mercer | 21,493 | 53 | \$3,468 | 40 | \$93,651 | 54 | 4,368 | 43 | 9,916 | 52 | 0.00 | -- | 11.56 | 34 | 69,817 | 29 |
| Wayne | 20,400 | 54 | \$2,997 | 52 | \$84,217 | 63 | 3,926 | 63 | 9,672 | 54 | 0.00 | -- | 6.10 | 68 | 43,443 | 56 |
| Anderson | 20,099 | 55 | \$5,962 | 24 | \$198,300 | 25 | 4,524 | 40 | 13,444 | 39 | 0.88 | 38 | 11.40 | 35 | 55,421 | 37 |
| Bourbon | 19,623 | 56 | \$3,042 | 51 | \$119,709 | 38 | 2,626 | 102 | 11,336 | 43 | 2.00 | 18 | 8.50 | 46 | 38,262 | 61 |
| Breckinridge | 19,168 | 57 | \$2,871 | 56 | \$48,484 | 90 | 5,772 | 25 | 14,200 | 38 | 1.00 | 22 | 8.75 | 44 | 51,183 | 41 |
| Marion | 18,728 | 58 | \$2,127 | 71 | \$81,873 | 65 | 3,874 | 66 | 11,200 | 46 | 0.00 | -- | 7.00 | 57 | 46,383 | 52 |
| Allen | 18,541 | 59 | \$3,431 | 41 | \$93,502 | 55 | 3,510 | 86 | 6,000 | 86 | 0.00 | -- | 7.00 | 57 | 27,042 | 90 |
| Harrison | 18,256 | 60 | \$2,153 | 70 | \$80,854 | 66 | 3,874 | 66 | 9,600 | 55 | 0.94 | 35 | 7.38 | 55 | 44,214 | 55 |
| Hart | 18,237 | 61 | \$7,037 | 17 | \$64,758 | 75 | 3,874 | 66 | 6,944 | 77 | 0.00 | -- | 5.50 | 77 | 33,276 | 69 |
| Knott | 17,582 | 62 | \$664 | 103 | \$12,602 | 114 | 3,515 | 85 | 2,400 | 114 | 1.00 | 22 | 4.00 | 103 | 19,183 | 110 |

| Item Number ----> | R | 23 | R | 24 | R | 28 | R | 33 | R | 36 | R | 38 | R | 43 | R | |
|-------------------|--------|------------|---------|--------------|-----------|---------------|-------|--------|--------|-----------------|------|---------|------|------------|--------|-----|
| | A | Cost, | A | Total | A | Annual Public | A | Square | A | Staff (FTE) - | A | Total | A | Total Book | A | |
| Population | N | Continuing | N | Operating | N | Service Hours | N | Feet, | N | Librarians with | N | Library | N | Collection | N | |
| | K | Education | K | Expenditures | K | | K | Total | K | ALA MLS | K | Staff | K | | K | |
| Adair | 17,575 | 63 | \$1,203 | 92 | \$28,796 | 107 | 4,056 | 55 | 6,654 | 80 | 0.00 | -- | 5.36 | 82 | 30,269 | 78 |
| McCreary | 17,055 | 64 | \$3,064 | 49 | \$49,124 | 88 | 4,056 | 55 | 9,812 | 53 | 0.00 | -- | 5.50 | 77 | 40,267 | 57 |
| Mason | 16,937 | 65 | \$1,380 | 89 | \$67,503 | 73 | 3,796 | 71 | 11,000 | 47 | 0.00 | -- | 7.00 | 57 | 45,998 | 53 |
| Simpson | 16,891 | 66 | \$2,405 | 67 | \$109,190 | 42 | 4,368 | 43 | 6,024 | 85 | 0.00 | -- | 6.50 | 67 | 33,642 | 68 |
| Russell | 16,838 | 67 | \$1,404 | 88 | \$50,732 | 86 | 5,668 | 26 | 8,376 | 60 | 0.00 | -- | 5.63 | 75 | 49,315 | 45 |
| Rockcastle | 16,782 | 68 | \$645 | 104 | \$31,987 | 104 | 3,666 | 77 | 5,644 | 99 | 0.00 | -- | 5.00 | 86 | 28,759 | 84 |
| Garrard | 16,163 | 69 | \$1,447 | 86 | \$51,161 | 85 | 3,640 | 79 | 3,982 | 109 | 0.00 | -- | 6.80 | 65 | 32,362 | 72 |
| Casey | 16,059 | 70 | \$300 | 113 | \$63,226 | 78 | 4,264 | 47 | 7,382 | 70 | 0.60 | 39 | 7.40 | 54 | 47,119 | 51 |
| Lawrence | 16,048 | 71 | \$2,835 | 57 | \$105,202 | 46 | 4,108 | 52 | 6,204 | 84 | 0.00 | -- | 8.50 | 46 | 26,750 | 92 |
| Breathitt | 15,937 | 72 | \$2,984 | 53 | \$98,199 | 51 | 2,704 | 99 | 10,000 | 50 | 0.00 | -- | 4.00 | 103 | 29,850 | 81 |
| Henry | 15,771 | 73 | \$557 | 105 | \$66,892 | 74 | 4,108 | 52 | 8,000 | 63 | 0.00 | -- | 4.95 | 96 | 33,957 | 67 |
| Union | 15,708 | 74 | \$4,937 | 29 | \$147,815 | 27 | 5,538 | 29 | 4,450 | 103 | 0.00 | -- | 4.71 | 98 | 20,721 | 107 |
| Estill | 15,164 | 75 | \$895 | 97 | \$56,637 | 81 | 3,744 | 73 | 5,700 | 98 | 1.87 | 21 | 5.61 | 76 | 29,090 | 82 |
| Pendleton | 15,134 | 76 | \$3,548 | 39 | \$63,501 | 77 | 4,264 | 47 | 5,800 | 94 | 0.00 | -- | 5.50 | 77 | 30,772 | 77 |
| Spencer | 14,822 | 77 | \$2,609 | 62 | \$92,693 | 56 | 2,418 | 108 | 6,329 | 83 | 0.00 | -- | 4.50 | 100 | 28,796 | 83 |
| Fleming | 14,480 | 78 | \$1,623 | 83 | \$82,498 | 64 | 4,368 | 43 | 6,440 | 82 | 0.00 | -- | 6.00 | 69 | 27,695 | 88 |
| Morgan | 14,360 | 79 | \$322 | 111 | \$51,515 | 84 | 2,548 | 104 | 16,380 | 30 | 0.00 | -- | 6.00 | 69 | 21,014 | 106 |
| Webster | 14,130 | 80 | \$824 | 99 | \$44,772 | 95 | 5,616 | 27 | 5,904 | 93 | 0.00 | -- | 7.00 | 57 | 35,067 | 65 |
| Lewis | 13,820 | 81 | \$1,781 | 78 | \$33,346 | 102 | 3,640 | 79 | 8,241 | 62 | 0.00 | -- | 1.60 | 114 | 27,493 | 89 |
| Jackson | 13,622 | 82 | \$2,199 | 68 | \$37,660 | 99 | 3,952 | 61 | 4,440 | 104 | 0.00 | -- | 6.00 | 69 | 8,868 | 116 |
| Powell | 13,615 | 83 | \$1,413 | 87 | \$34,489 | 101 | 4,004 | 58 | 6,000 | 86 | 0.00 | -- | 5.00 | 86 | 22,797 | 97 |
| LaRue | 13,485 | 84 | \$1,947 | 75 | \$49,016 | 89 | 4,186 | 50 | 6,000 | 86 | 0.00 | -- | 5.50 | 77 | 47,410 | 50 |
| Magoffin | 13,456 | 85 | \$0 | 114 | \$47,201 | 93 | 1,976 | 114 | 9,600 | 55 | 0.00 | -- | 5.00 | 86 | 49,700 | 44 |
| Butler | 13,364 | 86 | \$1,453 | 84 | \$38,830 | 98 | 3,666 | 77 | 5,728 | 96 | 0.00 | -- | 5.20 | 85 | 31,120 | 74 |
| Trigg | 13,249 | 87 | \$406 | 107 | \$76,580 | 67 | 3,614 | 81 | 5,998 | 92 | 0.00 | -- | 7.00 | 57 | 22,387 | 100 |
| Caldwell | 12,879 | 88 | \$0 | 114 | \$68,625 | 72 | 2,496 | 105 | 15,000 | 33 | 0.00 | -- | 5.00 | 86 | 27,776 | 86 |
| Martin | 12,328 | 89 | \$2,566 | 64 | \$126,129 | 33 | 3,614 | 81 | 14,304 | 37 | 0.00 | -- | 9.00 | 42 | 47,701 | 48 |
| Leslie | 12,043 | 90 | \$3,711 | 38 | \$95,986 | 53 | 4,368 | 43 | 2,663 | 111 | 0.00 | -- | 5.25 | 83 | 39,180 | 60 |
| Edmonson | 11,921 | 91 | \$2,173 | 69 | \$71,105 | 70 | 4,576 | 39 | 5,800 | 94 | 0.00 | -- | 4.68 | 99 | 27,710 | 87 |
| Todd | 11,863 | 92 | \$358 | 109 | \$24,834 | 110 | 3,536 | 84 | 3,276 | 110 | 0.00 | -- | 6.00 | 69 | 21,645 | 102 |
| Green | 11,667 | 93 | \$1,251 | 91 | \$35,364 | 100 | 3,042 | 94 | 2,652 | 112 | 0.00 | -- | 5.00 | 86 | 17,700 | 111 |

| Item Number ----> | R | 23 | R | 24 | R | 28 | R | 33 | R | 36 | R | 38 | R | 43 | R | |
|-------------------|--------|------------|---------|--------------|-----------|---------------|-------|--------|-------|-----------------|------|---------|------|------------|--------|-----|
| | A | Cost, | A | Total | A | Annual Public | A | Square | A | Staff (FTE) - | A | Total | A | Total Book | A | |
| Population | N | Continuing | N | Operating | N | Service Hours | N | Feet, | N | Librarians with | N | Library | N | Collection | N | |
| | K | Education | K | Expenditures | K | | K | Total | K | ALA MLS | K | Staff | K | | K | |
| Monroe | 11,660 | 94 | \$4,441 | 31 | \$46,830 | 94 | 3,900 | 64 | 5,120 | 101 | 0.00 | -- | 5.00 | 86 | 21,479 | 103 |
| Bath | 11,538 | 95 | \$1,277 | 90 | \$90,248 | 57 | 3,900 | 64 | 8,363 | 61 | 0.00 | -- | 4.80 | 97 | 21,104 | 104 |
| Owen | 11,300 | 96 | \$3,125 | 48 | \$124,330 | 35 | 2,496 | 105 | 4,650 | 102 | 0.00 | -- | 5.00 | 86 | 19,859 | 109 |
| Washington | 11,266 | 97 | \$3,220 | 46 | \$47,910 | 92 | 3,042 | 94 | 4,384 | 106 | 0.90 | 37 | 4.30 | 102 | 28,199 | 85 |
| Carroll | 10,344 | 98 | \$3,422 | 42 | \$69,131 | 71 | 2,652 | 101 | 6,000 | 86 | 0.00 | -- | 5.50 | 77 | 24,585 | 95 |
| Metcalfe | 10,165 | 99 | \$738 | 100 | \$29,637 | 106 | 3,302 | 90 | 7,378 | 71 | 0.00 | -- | 3.92 | 108 | 33,275 | 70 |
| Clinton | 9,558 | 100 | \$317 | 112 | \$23,825 | 112 | 3,406 | 87 | 4,156 | 107 | 0.00 | -- | 3.43 | 109 | 24,615 | 94 |
| Trimble | 9,047 | 101 | \$1,953 | 74 | \$60,097 | 80 | 3,276 | 91 | 4,000 | 108 | 0.00 | -- | 7.00 | 57 | 23,582 | 96 |
| Crittenden | 8,999 | 102 | \$670 | 102 | \$48,347 | 91 | 3,120 | 93 | 5,236 | 100 | 0.00 | -- | 6.00 | 69 | 39,978 | 58 |
| Bracken | 8,707 | 103 | \$1,716 | 80 | \$121,817 | 36 | 3,328 | 89 | 6,000 | 86 | 0.00 | -- | 5.00 | 86 | 22,493 | 99 |
| Hancock | 8,459 | 104 | \$4,184 | 32 | \$90,202 | 58 | 5,590 | 28 | 7,300 | 72 | 0.00 | -- | 9.00 | 42 | 37,428 | 62 |
| Lyon | 8,205 | 105 | \$402 | 108 | \$53,894 | 83 | 3,016 | 96 | 7,720 | 66 | 0.00 | -- | 4.00 | 103 | 30,930 | 75 |
| Gallatin | 7,979 | 106 | \$3,268 | 45 | \$88,182 | 60 | 2,444 | 107 | 6,800 | 78 | 0.00 | -- | 4.50 | 100 | 16,578 | 112 |
| Lee | 7,786 | 107 | \$1,759 | 79 | \$25,943 | 109 | 2,288 | 112 | 6,565 | 81 | 0.00 | -- | 2.63 | 111 | 30,243 | 79 |
| Fulton | 7,357 | 108 | \$2,631 | 60 | \$64,334 | 76 | 3,978 | 60 | 9,970 | 51 | 0.00 | -- | 5.25 | 83 | 52,312 | 40 |
| Cumberland | 7,168 | 109 | \$1,093 | 95 | \$24,575 | 111 | 3,276 | 91 | 5,701 | 97 | 0.00 | -- | 5.00 | 86 | 32,632 | 71 |
| Nicholas | 7,076 | 110 | \$540 | 106 | \$30,515 | 105 | 2,392 | 110 | 7,000 | 76 | 0.00 | -- | 4.00 | 103 | 26,918 | 91 |
| Wolfe | 7,045 | 111 | \$1,107 | 94 | \$26,998 | 108 | 2,314 | 111 | 7,010 | 75 | 1.00 | 22 | 5.00 | 86 | 25,450 | 93 |
| Elliott | 6,835 | 112 | \$895 | 97 | \$8,223 | 116 | 2,418 | 108 | 8,000 | 63 | 0.00 | -- | 2.00 | 113 | 20,175 | 108 |
| Menifee | 6,766 | 113 | \$1,630 | 81 | \$40,246 | 97 | 2,600 | 103 | 9,575 | 57 | 0.00 | -- | 6.00 | 69 | 22,672 | 98 |
| Hickman | 5,172 | 114 | \$0 | 114 | \$11,431 | 115 | 1,456 | 116 | 2,100 | 115 | 0.00 | -- | 1.00 | 115 | 10,432 | 114 |
| Owsley | 4,749 | 115 | \$1,627 | 82 | \$75,944 | 68 | 2,080 | 113 | 2,600 | 113 | 0.00 | -- | 3.00 | 110 | 30,915 | 76 |
| Robertson | 2,308 | 116 | \$1,041 | 96 | \$33,172 | 103 | 5,096 | 33 | 7,229 | 73 | 0.00 | -- | 2.41 | 112 | 15,105 | 113 |

| Item Number ----> | R A N K | 45 | R | 49 | R | 50 | R | 55 | R | 60 | R | 61 | R | 66 | R | |
|-------------------|------------------|------------|-------------------------------|-------------|-------------------------|-------------|-------------------------------|-------------|---------------------------|-------------|-------------------------------------|-------------|---------------------------------|-------------|--|-------------|
| | | Population | Collection, Audio Books | A N K | Registered Borrowers | A N K | People Entering Library | A N K | Total Book Circulation | A N K | Total Audio-Video Circulation | A N K | Total Material Circulated | A N K | Number of People Using Electronic Resources/Year | A N K |
| Jefferson | 700,030 | 1 | 36,780 | 1 | 343,043 | 1 | 3,541,961 | 1 | 3,302,574 | 1 | 406,119 | 3 | 3,827,835 | 1 | 1,165,079 | 1 |
| Fayette | 266,358 | 2 | 17,736 | 2 | 109,954 | 3 | 1,754,187 | 2 | 1,393,636 | 2 | 922,552 | 1 | 2,331,545 | 2 | 423,527 | 2 |
| Kenton | 152,890 | 3 | 10,997 | 3 | 110,954 | 2 | 1,122,821 | 3 | 1,043,624 | 3 | 777,031 | 2 | 1,855,868 | 3 | 264,487 | 3 |
| Boone | 101,354 | 4 | 9,914 | 5 | 59,512 | 5 | 492,282 | 5 | 656,472 | 4 | 201,375 | 7 | 859,193 | 4 | 238,331 | 4 |
| Warren | 97,168 | 5 | 8,418 | 7 | 57,892 | 6 | 210,027 | 11 | 478,985 | 5 | 331,949 | 5 | 810,934 | 6 | 72,529 | 10 |
| Hardin | 96,066 | 6 | 3,367 | 20 | 38,226 | 10 | 146,980 | 24 | 184,225 | 19 | 31,304 | 40 | 220,347 | 24 | 36,682 | 16 |
| Daviess | 92,587 | 7 | 5,847 | 9 | 69,301 | 4 | 388,883 | 7 | 420,150 | 7 | 182,414 | 9 | 615,624 | 7 | 178,402 | 6 |
| Campbell | 87,256 | 8 | 10,313 | 4 | 56,064 | 7 | 519,790 | 4 | 470,898 | 6 | 382,621 | 4 | 853,519 | 5 | 233,781 | 5 |
| Madison | 76,208 | 9 | 4,502 | 13 | 27,326 | 19 | 283,465 | 9 | 275,762 | 9 | 184,263 | 8 | 469,683 | 9 | 34,442 | 18 |
| Christian | 70,649 | 10 | 1,680 | 35 | 29,371 | 15 | 113,932 | 31 | 124,732 | 33 | 30,262 | 43 | 154,994 | 36 | 15,855 | 42 |
| Pike | 67,080 | 11 | 3,898 | 15 | 27,452 | 18 | 174,698 | 20 | 203,521 | 14 | 88,722 | 16 | 303,361 | 16 | 18,170 | 39 |
| Bullitt | 66,645 | 12 | 8,494 | 6 | 33,162 | 12 | 219,363 | 10 | 189,724 | 17 | 80,548 | 18 | 275,067 | 20 | 101,121 | 9 |
| McCracken | 64,700 | 13 | 6,091 | 8 | 41,401 | 9 | 337,911 | 8 | 298,179 | 8 | 267,425 | 6 | 566,163 | 8 | 110,986 | 8 |
| Pulaski | 58,727 | 14 | 2,458 | 25 | 21,158 | 28 | 144,754 | 25 | 195,049 | 16 | 37,059 | 32 | 239,163 | 23 | 23,538 | 27 |
| Laurel | 55,993 | 15 | 3,947 | 14 | 21,829 | 26 | 159,740 | 23 | 182,040 | 20 | 77,461 | 19 | 282,204 | 18 | 22,424 | 28 |
| Oldham | 52,100 | 16 | 2,408 | 26 | 32,232 | 14 | 125,196 | 28 | 169,869 | 21 | 88,379 | 17 | 277,475 | 19 | 54,661 | 11 |
| Boyd | 49,743 | 17 | 3,237 | 21 | 25,112 | 22 | 397,793 | 6 | 159,705 | 24 | 123,400 | 14 | 284,296 | 17 | 41,847 | 15 |
| Franklin | 48,142 | 18 | 4,912 | 11 | 24,698 | 23 | 200,268 | 13 | 254,119 | 11 | 142,205 | 12 | 406,551 | 10 | 170,713 | 7 |
| Hopkins | 46,818 | 19 | 1,860 | 31 | 46,735 | 8 | 179,050 | 18 | 127,059 | 32 | 35,154 | 36 | 164,171 | 33 | 21,302 | 31 |
| Henderson | 45,426 | 20 | 4,865 | 12 | 35,131 | 11 | 192,008 | 14 | 164,304 | 23 | 145,903 | 11 | 310,207 | 14 | 29,234 | 20 |
| Floyd | 42,379 | 21 | 1,000 | 47 | 18,000 | 31 | 17,100 | 109 | 67,650 | 65 | 54,800 | 23 | 123,450 | 40 | 1,300 | 113 |
| Jessamine | 42,313 | 22 | 3,408 | 18 | 26,667 | 20 | 185,244 | 16 | 197,912 | 15 | 130,551 | 13 | 332,489 | 12 | 26,397 | 22 |
| Nelson | 40,406 | 23 | 1,803 | 34 | 16,693 | 33 | 186,337 | 15 | 135,173 | 30 | 57,175 | 22 | 194,070 | 27 | 19,103 | 36 |
| Barren | 39,473 | 24 | 2,155 | 28 | 3,843 | 90 | 68,104 | 45 | 99,767 | 37 | 17,847 | 57 | 125,517 | 39 | 12,496 | 50 |
| Scott | 38,029 | 25 | 3,591 | 17 | 32,257 | 13 | 179,068 | 17 | 256,534 | 10 | 99,146 | 15 | 361,401 | 11 | 33,757 | 19 |
| Whitley | 37,566 | 26 | 807 | 64 | 3,731 | 92 | 59,220 | 57 | 63,400 | 69 | 7,281 | 87 | 73,194 | 77 | 14,288 | 45 |
| Graves | 37,401 | 27 | 1,299 | 42 | 22,569 | 25 | 205,183 | 12 | 138,231 | 28 | 35,792 | 35 | 176,816 | 30 | 35,909 | 17 |
| Greenup | 37,274 | 28 | 4,979 | 10 | 23,301 | 24 | 117,277 | 30 | 122,465 | 35 | 15,920 | 63 | 159,277 | 35 | 19,918 | 34 |
| Shelby | 37,219 | 29 | 1,397 | 40 | 18,149 | 30 | 50,368 | 63 | 165,137 | 22 | 13,613 | 67 | 179,821 | 29 | 11,715 | 53 |
| Calloway | 34,789 | 30 | 312 | 104 | 19,522 | 29 | 137,011 | 26 | 150,356 | 26 | 50,327 | 27 | 200,683 | 26 | 41,916 | 14 |
| Clark | 34,377 | 31 | 3,675 | 16 | 29,234 | 16 | 169,230 | 21 | 207,605 | 13 | 54,234 | 24 | 266,205 | 21 | 48,752 | 12 |

| Item Number ----> | R | 45 | R | 49 | R | 50 | R | 55 | R | 60 | R | 61 | R | 66 | R | |
|-------------------|--------|-------------|-------|------------|--------|----------|---------|-------------|---------|-------------|---------|------------|---------|------------------|--------|-----|
| | A | Collection, | A | Registered | A | People | A | Total Book | A | Total | A | Total | A | Number of People | A | |
| Population | N | Audio | N | Borrowers | N | Entering | N | Circulation | N | Audio-Video | N | Material | N | Using Electronic | N | |
| | K | Books | K | | K | Library | K | | K | Circulation | K | Circulated | K | Resources/Year | K | |
| Harlan | 31,927 | 32 | 962 | 48 | 6,615 | 70 | 69,346 | 42 | 65,734 | 68 | 9,743 | 78 | 78,454 | 73 | 12,218 | 51 |
| Knox | 31,912 | 33 | 379 | 98 | 14,419 | 37 | 51,743 | 62 | 46,955 | 86 | 10,979 | 74 | 60,407 | 84 | 7,584 | 77 |
| Muhlenberg | 31,752 | 34 | 1,910 | 30 | 14,766 | 35 | 52,658 | 61 | 105,728 | 36 | 16,336 | 62 | 122,064 | 41 | 9,187 | 66 |
| Marshall | 30,813 | 35 | 2,712 | 23 | 21,225 | 27 | 128,221 | 27 | 233,355 | 12 | 66,498 | 20 | 317,944 | 13 | 26,250 | 23 |
| Perry | 29,762 | 36 | 1,122 | 45 | 14,757 | 36 | 56,472 | 59 | 79,153 | 45 | 38,687 | 31 | 120,207 | 43 | 12,052 | 52 |
| Bell | 29,672 | 37 | 814 | 62 | 10,367 | 50 | 68,790 | 44 | 67,696 | 64 | 13,364 | 69 | 82,842 | 68 | 19,971 | 33 |
| Meade | 28,300 | 38 | 893 | 55 | 9,580 | 53 | 97,588 | 35 | 71,207 | 58 | 41,612 | 29 | 120,089 | 44 | 18,555 | 37 |
| Boyle | 28,241 | 39 | 3,122 | 22 | 27,776 | 17 | 91,250 | 38 | 186,483 | 18 | 53,164 | 25 | 244,721 | 22 | 13,542 | 47 |
| Logan | 27,048 | 40 | 1,402 | 39 | 12,635 | 41 | 164,918 | 22 | 144,370 | 27 | 153,109 | 10 | 309,878 | 15 | 22,069 | 29 |
| Grayson | 25,004 | 41 | 546 | 84 | 11,744 | 46 | 63,628 | 48 | 68,325 | 63 | 21,414 | 50 | 91,895 | 59 | 25,596 | 25 |
| Lincoln | 24,821 | 42 | 394 | 95 | 7,145 | 69 | 72,203 | 40 | 94,592 | 40 | 61,894 | 21 | 161,352 | 34 | 6,921 | 82 |
| Letcher | 24,677 | 43 | 924 | 53 | 14,154 | 38 | 74,419 | 39 | 97,927 | 39 | 18,281 | 56 | 130,931 | 37 | 23,667 | 26 |
| Grant | 24,317 | 44 | 946 | 50 | 8,070 | 60 | 59,700 | 55 | 58,164 | 75 | 18,918 | 55 | 77,970 | 74 | 15,087 | 43 |
| Clay | 24,254 | 45 | 192 | 113 | 1,580 | 108 | 23,207 | 100 | 24,579 | 108 | 4,226 | 104 | 32,153 | 111 | 3,723 | 101 |
| Woodford | 23,961 | 46 | 1,820 | 33 | 11,755 | 45 | 102,000 | 33 | 154,224 | 25 | 42,447 | 28 | 204,248 | 25 | 13,811 | 46 |
| Johnson | 23,856 | 47 | 925 | 52 | 11,335 | 48 | 46,186 | 70 | 98,024 | 38 | 15,607 | 65 | 120,942 | 42 | 12,564 | 49 |
| Montgomery | 23,629 | 48 | 757 | 67 | 5,154 | 83 | 68,908 | 43 | 87,164 | 42 | 35,840 | 34 | 125,916 | 38 | 21,615 | 30 |
| Ohio | 23,565 | 49 | 1,845 | 32 | 8,999 | 56 | 67,325 | 47 | 78,814 | 47 | 9,435 | 80 | 89,930 | 61 | 10,667 | 58 |
| Taylor | 23,479 | 50 | 611 | 78 | 9,087 | 55 | 21,444 | 101 | 138,100 | 29 | 20,212 | 52 | 175,404 | 31 | 5,238 | 93 |
| Bal/Car/Liv | 23,367 | 51 | 325 | 103 | 5,400 | 81 | 8,500 | 115 | 31,107 | 101 | 34,997 | 37 | 73,057 | 78 | 185 | 115 |
| Rowan | 22,176 | 52 | 2,559 | 24 | 8,985 | 57 | 46,565 | 69 | 62,907 | 71 | 17,627 | 59 | 83,052 | 67 | 43,253 | 13 |
| Mercer | 21,493 | 53 | 3,385 | 19 | 17,575 | 32 | 95,264 | 37 | 130,052 | 31 | 51,606 | 26 | 186,141 | 28 | 18,319 | 38 |
| Wayne | 20,400 | 54 | 830 | 61 | 8,068 | 61 | 60,965 | 52 | 122,978 | 34 | 32,780 | 39 | 168,263 | 32 | 10,940 | 57 |
| Anderson | 20,099 | 55 | 709 | 71 | 13,290 | 39 | 46,570 | 68 | 56,219 | 77 | 36,739 | 33 | 95,050 | 56 | 8,763 | 69 |
| Bourbon | 19,623 | 56 | 1,594 | 36 | 9,739 | 52 | 70,606 | 41 | 71,572 | 56 | 39,994 | 30 | 113,039 | 47 | 10,580 | 59 |
| Breckinridge | 19,168 | 57 | 380 | 97 | 5,987 | 76 | 61,995 | 49 | 77,157 | 50 | 5,145 | 99 | 83,795 | 65 | 9,287 | 65 |
| Marion | 18,728 | 58 | 938 | 51 | 11,723 | 47 | 48,913 | 65 | 78,981 | 46 | 19,245 | 54 | 100,186 | 52 | 9,340 | 64 |
| Allen | 18,541 | 59 | 2,133 | 29 | 9,506 | 54 | 112,645 | 32 | 75,927 | 52 | 33,149 | 38 | 110,698 | 50 | 8,793 | 68 |
| Harrison | 18,256 | 60 | 840 | 60 | 12,080 | 44 | 96,962 | 36 | 68,677 | 62 | 27,918 | 46 | 98,890 | 53 | 7,981 | 76 |
| Hart | 18,237 | 61 | 640 | 77 | 8,297 | 58 | 55,380 | 60 | 83,700 | 43 | 5,110 | 100 | 94,321 | 57 | 5,258 | 92 |
| Knott | 17,582 | 62 | 120 | 116 | 1,123 | 115 | 8,668 | 114 | 23,020 | 112 | 9,682 | 79 | 34,775 | 109 | 3,200 | 104 |

| Item Number ----> | | R | 45 | | R | 49 | | R | 50 | | R | 55 | | R | 60 | | R | 61 | | R | 66 | | R |
|-------------------|------------|----|-------------------------------|-----|-------------------------|-----|-------------------------------|-----|---------------------------|-----|-------------------------------------|-----|---------------------------------|-----|--|-----|---|----|--|---|----|---|---|
| | Population | A | Collection, Audio Books | A | Registered Borrowers | A | People Entering Library | A | Total Book Circulation | A | Total Audio-Video Circulation | A | Total Material Circulated | A | Number of People Using Electronic Resources/Year | A | | | | | | | |
| | | N | | N | | N | | N | | N | | N | | N | | N | | N | | N | | N | |
| Adair | 17,575 | 63 | 200 | 112 | 8,200 | 59 | 19,300 | 105 | 40,288 | 93 | 4,038 | 106 | 45,456 | 99 | 3,870 | 99 | | | | | | | |
| McCreary | 17,055 | 64 | 883 | 56 | 10,530 | 49 | 45,214 | 71 | 65,977 | 66 | 17,094 | 60 | 83,544 | 66 | 11,420 | 56 | | | | | | | |
| Mason | 16,937 | 65 | 2,377 | 27 | 14,786 | 34 | 49,960 | 64 | 82,038 | 44 | 12,728 | 71 | 96,409 | 54 | 11,614 | 54 | | | | | | | |
| Simpson | 16,891 | 66 | 844 | 59 | 7,462 | 66 | 176,613 | 19 | 76,761 | 51 | 26,177 | 47 | 115,531 | 45 | 12,593 | 48 | | | | | | | |
| Russell | 16,838 | 67 | 603 | 80 | 12,495 | 42 | 34,184 | 84 | 56,839 | 76 | 6,164 | 94 | 72,359 | 79 | 8,058 | 74 | | | | | | | |
| Rockcastle | 16,782 | 68 | 299 | 105 | 4,967 | 84 | 19,845 | 104 | 44,470 | 88 | 5,009 | 101 | 50,152 | 96 | 3,777 | 100 | | | | | | | |
| Garrard | 16,163 | 69 | 490 | 88 | 7,482 | 65 | 42,555 | 73 | 70,311 | 60 | 8,363 | 83 | 109,414 | 51 | 4,534 | 96 | | | | | | | |
| Casey | 16,059 | 70 | 958 | 49 | 13,015 | 40 | 40,180 | 75 | 73,481 | 55 | 16,445 | 61 | 92,750 | 58 | 8,881 | 67 | | | | | | | |
| Lawrence | 16,048 | 71 | 370 | 100 | 6,591 | 71 | 59,592 | 56 | 74,011 | 54 | 3,691 | 109 | 80,593 | 72 | 9,565 | 62 | | | | | | | |
| Breathitt | 15,937 | 72 | 753 | 68 | 6,039 | 75 | 37,621 | 77 | 59,712 | 72 | 3,723 | 108 | 65,889 | 82 | 28,463 | 21 | | | | | | | |
| Henry | 15,771 | 73 | 480 | 90 | 7,725 | 62 | 56,798 | 58 | 70,693 | 59 | 7,638 | 85 | 81,855 | 71 | 6,339 | 86 | | | | | | | |
| Union | 15,708 | 74 | 413 | 94 | 1,230 | 114 | 34,948 | 82 | 34,548 | 99 | 1,435 | 115 | 37,099 | 107 | 6,498 | 84 | | | | | | | |
| Estill | 15,164 | 75 | 457 | 91 | 4,303 | 85 | 67,678 | 46 | 75,363 | 53 | 4,207 | 105 | 83,967 | 64 | 7,161 | 81 | | | | | | | |
| Pendleton | 15,134 | 76 | 1,431 | 38 | 6,405 | 72 | 60,632 | 53 | 54,867 | 78 | 29,184 | 45 | 84,343 | 63 | 16,342 | 41 | | | | | | | |
| Spencer | 14,822 | 77 | 910 | 54 | 1,383 | 112 | 39,941 | 76 | 42,104 | 90 | 10,278 | 77 | 54,247 | 91 | 5,209 | 94 | | | | | | | |
| Fleming | 14,480 | 78 | 813 | 63 | 7,285 | 68 | 122,404 | 29 | 91,102 | 41 | 19,591 | 53 | 114,294 | 46 | 26,099 | 24 | | | | | | | |
| Morgan | 14,360 | 79 | 384 | 96 | 2,583 | 102 | 31,500 | 89 | 53,599 | 80 | 3,860 | 107 | 58,763 | 86 | 5,000 | 95 | | | | | | | |
| Webster | 14,130 | 80 | 1,028 | 46 | 6,231 | 73 | 32,533 | 87 | 47,959 | 83 | 30,230 | 44 | 82,178 | 70 | 6,495 | 85 | | | | | | | |
| Lewis | 13,820 | 81 | 489 | 89 | 1,321 | 113 | 59,720 | 54 | 71,479 | 57 | 3,366 | 110 | 82,557 | 69 | 8,464 | 70 | | | | | | | |
| Jackson | 13,622 | 82 | 571 | 82 | 1,411 | 111 | 28,436 | 95 | 38,863 | 94 | 13,345 | 70 | 58,915 | 85 | 2,472 | 109 | | | | | | | |
| Powell | 13,615 | 83 | 607 | 79 | 4,077 | 88 | 47,523 | 66 | 47,149 | 85 | 5,665 | 97 | 54,643 | 90 | 8,359 | 72 | | | | | | | |
| LaRue | 13,485 | 84 | 861 | 57 | 7,510 | 64 | 61,501 | 51 | 65,895 | 67 | 6,503 | 92 | 74,376 | 76 | 7,417 | 80 | | | | | | | |
| Magoffin | 13,456 | 85 | 856 | 58 | 4,200 | 87 | 11,000 | 113 | 51,700 | 81 | 6,645 | 91 | 58,345 | 88 | 10,000 | 60 | | | | | | | |
| Butler | 13,364 | 86 | 518 | 85 | 4,280 | 86 | 37,389 | 79 | 36,104 | 97 | 6,106 | 95 | 45,310 | 100 | 7,431 | 79 | | | | | | | |
| Trigg | 13,249 | 87 | 801 | 65 | 7,433 | 67 | 97,940 | 34 | 77,833 | 49 | 30,754 | 42 | 111,012 | 49 | 20,669 | 32 | | | | | | | |
| Caldwell | 12,879 | 88 | 517 | 86 | 2,745 | 99 | 24,000 | 99 | 48,575 | 82 | 6,264 | 93 | 64,455 | 83 | 9,789 | 61 | | | | | | | |
| Martin | 12,328 | 89 | 710 | 70 | 25,981 | 21 | 13,889 | 111 | 24,598 | 107 | 5,976 | 96 | 30,673 | 113 | 4,504 | 97 | | | | | | | |
| Leslie | 12,043 | 90 | 1,278 | 43 | 12,358 | 43 | 42,855 | 72 | 78,199 | 48 | 22,189 | 49 | 112,375 | 48 | 11,601 | 55 | | | | | | | |
| Edmonson | 11,921 | 91 | 378 | 99 | 1,496 | 109 | 29,060 | 94 | 40,729 | 91 | 8,490 | 82 | 50,483 | 95 | 6,101 | 88 | | | | | | | |
| Todd | 11,863 | 92 | 654 | 75 | 9,779 | 51 | 20,431 | 103 | 26,114 | 106 | 2,052 | 113 | 33,395 | 110 | 2,126 | 110 | | | | | | | |
| Green | 11,667 | 93 | 250 | 107 | 2,250 | 105 | 25,405 | 98 | 28,715 | 105 | 6,838 | 90 | 38,976 | 105 | 3,555 | 102 | | | | | | | |

| Item Number ----> | R | 45 | R | 49 | R | 50 | R | 55 | R | 60 | R | 61 | R | 66 | R | |
|-------------------|--------|-------------|-------|------------|-------|----------|--------|-------------|--------|-------------|--------|------------|--------|------------------|--------|-----|
| | A | Collection, | A | Registered | A | People | A | Total Book | A | Total | A | Total | A | Number of People | A | |
| Population | N | Audio | N | Borrowers | N | Entering | N | Circulation | N | Audio-Video | N | Material | N | Using Electronic | N | |
| | K | Books | K | | K | Library | K | | K | Circulation | K | Circulated | K | Resources/Year | K | |
| Monroe | 11,660 | 94 | 177 | 114 | 1,412 | 110 | 26,663 | 97 | 30,752 | 102 | 4,513 | 102 | 40,109 | 103 | 1,695 | 111 |
| Bath | 11,538 | 95 | 503 | 87 | 2,638 | 101 | 34,732 | 83 | 42,115 | 89 | 7,749 | 84 | 53,159 | 92 | 6,125 | 87 |
| Owen | 11,300 | 96 | 765 | 66 | 2,423 | 104 | 36,278 | 80 | 47,309 | 84 | 15,850 | 64 | 70,832 | 80 | 8,379 | 71 |
| Washington | 11,266 | 97 | 562 | 83 | 3,727 | 93 | 32,143 | 88 | 34,230 | 100 | 5,644 | 98 | 39,974 | 104 | 2,839 | 105 |
| Carroll | 10,344 | 98 | 1,587 | 37 | 3,350 | 96 | 61,850 | 50 | 63,268 | 70 | 31,091 | 41 | 95,157 | 55 | 16,343 | 40 |
| Metcalfe | 10,165 | 99 | 204 | 111 | 1,613 | 107 | 26,956 | 96 | 46,637 | 87 | 9,142 | 81 | 58,752 | 87 | 1,167 | 114 |
| Clinton | 9,558 | 100 | 649 | 76 | 3,855 | 89 | 36,261 | 81 | 69,524 | 61 | 14,759 | 66 | 91,564 | 60 | 5,789 | 89 |
| Trimble | 9,047 | 101 | 367 | 101 | 3,426 | 94 | 29,839 | 91 | 58,604 | 74 | 13,454 | 68 | 74,447 | 75 | 8,073 | 73 |
| Crittenden | 8,999 | 102 | 1,243 | 44 | 5,629 | 78 | 20,551 | 102 | 37,528 | 96 | 3,106 | 111 | 43,596 | 101 | 3,540 | 103 |
| Bracken | 8,707 | 103 | 366 | 102 | 3,361 | 95 | 16,255 | 110 | 24,002 | 110 | 4,240 | 103 | 31,706 | 112 | 5,591 | 91 |
| Hancock | 8,459 | 104 | 735 | 69 | 3,802 | 91 | 18,252 | 107 | 30,123 | 103 | 11,549 | 73 | 48,180 | 98 | 2,652 | 106 |
| Lyon | 8,205 | 105 | 235 | 108 | 7,706 | 63 | 29,252 | 93 | 54,456 | 79 | 12,265 | 72 | 69,472 | 81 | 19,144 | 35 |
| Gallatin | 7,979 | 106 | 689 | 73 | 2,949 | 97 | 40,720 | 74 | 15,791 | 113 | 20,834 | 51 | 38,516 | 106 | 7,432 | 78 |
| Lee | 7,786 | 107 | 214 | 110 | 6,169 | 74 | 37,406 | 78 | 35,066 | 98 | 6,902 | 89 | 51,328 | 94 | 2,552 | 108 |
| Fulton | 7,357 | 108 | 1,355 | 41 | 2,669 | 100 | 30,072 | 90 | 59,495 | 73 | 23,545 | 48 | 86,085 | 62 | 4,124 | 98 |
| Cumberland | 7,168 | 109 | 688 | 74 | 2,499 | 103 | 12,522 | 112 | 29,189 | 104 | 7,373 | 86 | 55,644 | 89 | 2,640 | 107 |
| Nicholas | 7,076 | 110 | 596 | 81 | 1,705 | 106 | 18,313 | 106 | 40,469 | 92 | 2,358 | 112 | 51,869 | 93 | 14,569 | 44 |
| Wolfe | 7,045 | 111 | 225 | 109 | 5,600 | 79 | 33,020 | 86 | 38,307 | 95 | 10,440 | 75 | 49,473 | 97 | 150 | 116 |
| Elliott | 6,835 | 112 | 433 | 92 | 5,569 | 80 | 33,800 | 85 | 24,150 | 109 | 10,292 | 76 | 36,394 | 108 | 9,546 | 63 |
| Menifee | 6,766 | 113 | 704 | 72 | 2,848 | 98 | 47,239 | 67 | 23,043 | 111 | 17,750 | 58 | 42,907 | 102 | 6,508 | 83 |
| Hickman | 5,172 | 114 | 146 | 115 | 953 | 116 | 6,158 | 116 | 7,146 | 116 | 276 | 116 | 7,422 | 116 | 1,548 | 112 |
| Owsley | 4,749 | 115 | 419 | 93 | 5,824 | 77 | 29,342 | 92 | 9,919 | 115 | 7,151 | 88 | 18,128 | 114 | 5,630 | 90 |
| Robertson | 2,308 | 116 | 267 | 106 | 5,256 | 82 | 17,350 | 108 | 11,867 | 114 | 2,024 | 114 | 15,039 | 115 | 8,024 | 75 |

| Item Number ----> | R | 67 | R | 68 | R | 69 | R | 70 | R | 73 | R | 75 | R | |
|-------------------|---------|------------|---------|--------------|---------|----------|-------|----------|-------|-----------|-----|----------------------|-------|----|
| | A | Children's | A | Reference | A | Total | A | Total | A | Number of | A | Patrons Formally | A | |
| | N | Program | N | Transactions | N | Material | N | Material | N | Computer | N | Trained to use | N | |
| | K | Attendance | K | | K | Loaned | K | Borrowed | K | Terminals | K | Electronic Resources | K | |
| Jefferson | 700,030 | 1 | 174,701 | 1 | 990,092 | 1 | 1,345 | 9 | 2,042 | 6 | 737 | 1 | 3,890 | 3 |
| Fayette | 266,358 | 2 | 43,871 | 3 | 218,901 | 3 | 2,927 | 3 | 2,812 | 4 | 250 | 3 | 3,585 | 4 |
| Kenton | 152,890 | 3 | 72,042 | 2 | 311,139 | 2 | 3,515 | 1 | 7,451 | 1 | 308 | 2 | 5,091 | 2 |
| Boone | 101,354 | 4 | 41,313 | 4 | 87,807 | 5 | 2,603 | 4 | 1,675 | 7 | 176 | 4 | 401 | 8 |
| Warren | 97,168 | 5 | 22,227 | 7 | 49,100 | 9 | 2,502 | 5 | 1,224 | 13 | 132 | 6 | 14 | 40 |
| Hardin | 96,066 | 6 | 22,533 | 6 | 5,087 | 63 | 61 | 43 | 365 | 42 | 49 | 16 | 277 | 11 |
| Daviess | 92,587 | 7 | 14,992 | 10 | 211,644 | 4 | 2,966 | 2 | 1,382 | 10 | 82 | 10 | 207 | 18 |
| Campbell | 87,256 | 8 | 21,202 | 8 | 70,331 | 7 | 1,367 | 8 | 3,529 | 2 | 126 | 7 | 377 | 9 |
| Madison | 76,208 | 9 | 15,627 | 9 | 12,771 | 26 | 16 | 55 | 1,165 | 15 | 31 | 30 | 0 | -- |
| Christian | 70,649 | 10 | 3,053 | 72 | 7,123 | 45 | 90 | 41 | 170 | 78 | 14 | 76 | 3 | 67 |
| Pike | 67,080 | 11 | 13,859 | 11 | 35,484 | 10 | 1 | 73 | 78 | 94 | 165 | 5 | 212 | 16 |
| Bullitt | 66,645 | 12 | 10,541 | 19 | 11,520 | 29 | 616 | 15 | 402 | 40 | 48 | 17 | 100 | 23 |
| McCracken | 64,700 | 13 | 13,530 | 12 | 9,293 | 34 | 1,466 | 7 | 2,295 | 5 | 91 | 8 | 0 | -- |
| Pulaski | 58,727 | 14 | 38,490 | 5 | 7,205 | 44 | 810 | 12 | 3,010 | 3 | 38 | 20 | 3 | 67 |
| Laurel | 55,993 | 15 | 12,370 | 14 | 5,920 | 54 | 163 | 33 | 110 | 89 | 62 | 12 | 250 | 12 |
| Oldham | 52,100 | 16 | 9,221 | 21 | 17,796 | 15 | 457 | 21 | 1,239 | 12 | 51 | 15 | 30 | 33 |
| Boyd | 49,743 | 17 | 3,213 | 68 | 79,223 | 6 | 57 | 44 | 617 | 26 | 73 | 11 | 39 | 31 |
| Franklin | 48,142 | 18 | 8,910 | 24 | 16,929 | 17 | 598 | 17 | 1,002 | 17 | 61 | 13 | 232 | 14 |
| Hopkins | 46,818 | 19 | 12,074 | 15 | 5,116 | 62 | 0 | -- | 72 | 95 | 32 | 27 | 55 | 28 |
| Henderson | 45,426 | 20 | 7,344 | 33 | 5,086 | 64 | 887 | 11 | 251 | 52 | 16 | 62 | 0 | -- |
| Floyd | 42,379 | 21 | 2,900 | 77 | 1,750 | 99 | 120 | 37 | 35 | 103 | 25 | 38 | 4 | 61 |
| Jessamine | 42,313 | 22 | 8,812 | 25 | 26,521 | 11 | 18 | 52 | 176 | 72 | 52 | 14 | 0 | -- |
| Nelson | 40,406 | 23 | 4,536 | 53 | 9,510 | 33 | 0 | -- | 472 | 33 | 38 | 20 | 3 | 67 |
| Barren | 39,473 | 24 | 5,411 | 47 | 15,187 | 20 | 11 | 62 | 127 | 84 | 21 | 44 | 212 | 16 |
| Scott | 38,029 | 25 | 10,986 | 18 | 10,571 | 32 | 118 | 38 | 149 | 83 | 83 | 9 | 562 | 7 |
| Whitley | 37,566 | 26 | 8,203 | 28 | 5,753 | 55 | 0 | -- | 250 | 53 | 34 | 25 | 5 | 55 |
| Graves | 37,401 | 27 | 5,262 | 49 | 7,715 | 43 | 185 | 29 | 419 | 37 | 28 | 34 | 6,798 | 1 |
| Greenup | 37,274 | 28 | 6,410 | 37 | 50,945 | 8 | 0 | -- | 172 | 75 | 45 | 18 | 0 | -- |
| Shelby | 37,219 | 29 | 8,913 | 23 | 11,009 | 31 | 237 | 26 | 183 | 71 | 17 | 54 | 28 | 34 |
| Calloway | 34,789 | 30 | 3,935 | 58 | 3,500 | 83 | 5 | 68 | 205 | 64 | 23 | 42 | 0 | -- |
| Clark | 34,377 | 31 | 12,064 | 16 | 7,748 | 42 | 724 | 13 | 646 | 23 | 33 | 26 | 192 | 19 |

| Item Number ----> | R | 67 | R | 68 | R | 69 | R | 70 | R | 73 | R | 75 | R | |
|-------------------|--------|------------|--------|--------------|--------|----------|-------|----------|-------|-----------|----|----------------------|-----|----|
| | A | Children's | A | Reference | A | Total | A | Total | A | Number of | A | Patrons Formally | A | |
| Population | N | Program | N | Transactions | N | Material | N | Material | N | Computer | N | Trained to use | N | |
| | K | Attendance | K | | K | Loaned | K | Borrowed | K | Terminals | K | Electronic Resources | K | |
| Harlan | 31,927 | 32 | 4,350 | 54 | 6,584 | 49 | 51 | 45 | 262 | 50 | 25 | 38 | 4 | 61 |
| Knox | 31,912 | 33 | 1,266 | 101 | 5,343 | 59 | 71 | 42 | 65 | 99 | 14 | 76 | 0 | -- |
| Muhlenberg | 31,752 | 34 | 13,131 | 13 | 5,221 | 60 | 603 | 16 | 217 | 62 | 27 | 36 | 0 | -- |
| Marshall | 30,813 | 35 | 3,557 | 66 | 16,771 | 19 | 23 | 50 | 258 | 51 | 36 | 23 | 0 | -- |
| Perry | 29,762 | 36 | 5,525 | 45 | 3,588 | 79 | 4 | 69 | 278 | 47 | 32 | 27 | 0 | -- |
| Bell | 29,672 | 37 | 1,734 | 92 | 5,534 | 57 | 194 | 28 | 347 | 43 | 30 | 32 | 0 | -- |
| Meade | 28,300 | 38 | 9,080 | 22 | 1,891 | 96 | 143 | 36 | 1,245 | 11 | 20 | 47 | 65 | 25 |
| Boyle | 28,241 | 39 | 6,198 | 39 | 8,642 | 36 | 686 | 14 | 195 | 67 | 28 | 34 | 0 | -- |
| Logan | 27,048 | 40 | 7,346 | 32 | 6,233 | 50 | 177 | 30 | 1,203 | 14 | 32 | 27 | 0 | -- |
| Grayson | 25,004 | 41 | 3,149 | 69 | 4,714 | 70 | 500 | 19 | 1,023 | 16 | 24 | 40 | 574 | 6 |
| Lincoln | 24,821 | 42 | 2,108 | 85 | 21,276 | 12 | 4 | 69 | 394 | 41 | 13 | 80 | 0 | -- |
| Letcher | 24,677 | 43 | 3,509 | 67 | 19,649 | 13 | 10 | 63 | 154 | 81 | 42 | 19 | 55 | 28 |
| Grant | 24,317 | 44 | 5,575 | 43 | 338 | 114 | 43 | 47 | 153 | 82 | 29 | 33 | 120 | 22 |
| Clay | 24,254 | 45 | 6,286 | 38 | 7,034 | 47 | 0 | -- | 108 | 90 | 10 | 94 | 0 | -- |
| Woodford | 23,961 | 46 | 11,247 | 17 | 9,012 | 35 | 0 | -- | 988 | 18 | 16 | 62 | 0 | -- |
| Johnson | 23,856 | 47 | 7,777 | 29 | 14,826 | 21 | 0 | -- | 876 | 20 | 17 | 54 | 8 | 46 |
| Montgomery | 23,629 | 48 | 4,040 | 56 | 4,519 | 72 | 13 | 58 | 593 | 29 | 22 | 43 | 24 | 35 |
| Ohio | 23,565 | 49 | 7,064 | 34 | 4,021 | 76 | 0 | -- | 445 | 34 | 36 | 23 | 620 | 5 |
| Taylor | 23,479 | 50 | 7,581 | 30 | 17,828 | 14 | 173 | 31 | 751 | 21 | 15 | 70 | 6 | 51 |
| Bal/Car/Liv | 23,367 | 51 | 292 | 113 | 215 | 115 | 4 | 69 | 27 | 104 | 4 | 111 | 1 | 79 |
| Rowan | 22,176 | 52 | 6,604 | 36 | 8,451 | 38 | 357 | 25 | 166 | 80 | 24 | 40 | 0 | -- |
| Mercer | 21,493 | 53 | 6,856 | 35 | 6,150 | 51 | 1,293 | 10 | 646 | 23 | 21 | 44 | 21 | 36 |
| Wayne | 20,400 | 54 | 5,486 | 46 | 11,176 | 30 | 13 | 58 | 55 | 101 | 17 | 54 | 0 | -- |
| Anderson | 20,099 | 55 | 4,191 | 55 | 2,808 | 90 | 488 | 20 | 239 | 56 | 31 | 30 | 16 | 38 |
| Bourbon | 19,623 | 56 | 2,575 | 80 | 1,871 | 97 | 0 | -- | 189 | 68 | 21 | 44 | 89 | 24 |
| Breckinridge | 19,168 | 57 | 5,717 | 41 | 1,012 | 111 | 0 | -- | 118 | 86 | 10 | 94 | 0 | -- |
| Marion | 18,728 | 58 | 8,634 | 26 | 13,232 | 24 | 0 | -- | 115 | 87 | 16 | 62 | 0 | -- |
| Allen | 18,541 | 59 | 2,180 | 84 | 3,303 | 85 | 389 | 23 | 171 | 77 | 15 | 70 | 7 | 47 |
| Harrison | 18,256 | 60 | 2,032 | 86 | 5,038 | 65 | 1 | 73 | 243 | 55 | 19 | 48 | 2 | 76 |
| Hart | 18,237 | 61 | 3,929 | 60 | 5,202 | 61 | 385 | 24 | 22 | 106 | 8 | 106 | 18 | 37 |
| Knott | 17,582 | 62 | 1,188 | 103 | 2,352 | 91 | 0 | -- | 18 | 107 | 15 | 70 | 3 | 67 |

| Item Number ----> | R | 67 | R | 68 | R | 69 | R | 70 | R | 73 | R | 75 | R | |
|-------------------|--------|------------|-------|--------------|--------|----------|-------|----------|-------|-----------|----|----------------------|-----|----|
| | A | Children's | A | Reference | A | Total | A | Total | A | Number of | A | Patrons Formally | A | |
| | N | Program | N | Transactions | N | Material | N | Material | N | Computer | N | Trained to use | N | |
| | K | Attendance | K | | K | Loaned | K | Borrowed | K | Terminals | K | Electronic Resources | K | |
| Adair | 17,575 | 63 | 1,823 | 90 | 3,189 | 87 | 25 | 48 | 587 | 30 | 4 | 111 | 4 | 61 |
| McCreary | 17,055 | 64 | 9,261 | 20 | 4,570 | 71 | 1,842 | 6 | 1,429 | 9 | 10 | 94 | 55 | 28 |
| Mason | 16,937 | 65 | 3,736 | 63 | 1,519 | 102 | 524 | 18 | 172 | 75 | 8 | 106 | 0 | -- |
| Simpson | 16,891 | 66 | 3,813 | 62 | 12,910 | 25 | 0 | -- | 636 | 25 | 18 | 49 | 2 | 76 |
| Russell | 16,838 | 67 | 5,300 | 48 | 8,176 | 39 | 3 | 72 | 219 | 61 | 17 | 54 | 0 | -- |
| Rockcastle | 16,782 | 68 | 1,980 | 88 | 1,355 | 106 | 0 | -- | 301 | 45 | 16 | 62 | 10 | 44 |
| Garrard | 16,163 | 69 | 5,666 | 42 | 4,000 | 77 | 433 | 22 | 107 | 92 | 11 | 90 | 0 | -- |
| Casey | 16,059 | 70 | 1,566 | 98 | 3,812 | 78 | 10 | 63 | 971 | 19 | 18 | 49 | 9 | 45 |
| Lawrence | 16,048 | 71 | 8,523 | 27 | 16,899 | 18 | 113 | 40 | 413 | 38 | 17 | 54 | 7 | 47 |
| Breathitt | 15,937 | 72 | 5,254 | 50 | 11,759 | 28 | 0 | -- | 0 | 112 | 16 | 62 | 3 | 67 |
| Henry | 15,771 | 73 | 2,574 | 81 | 13,483 | 23 | 165 | 32 | 184 | 70 | 16 | 62 | 0 | -- |
| Union | 15,708 | 74 | 441 | 110 | 1,204 | 107 | 0 | -- | 106 | 93 | 12 | 86 | 0 | -- |
| Estill | 15,164 | 75 | 2,731 | 79 | 5,991 | 53 | 0 | -- | 267 | 49 | 16 | 62 | 0 | -- |
| Pendleton | 15,134 | 76 | 3,960 | 57 | 1,698 | 100 | 0 | -- | 404 | 39 | 13 | 80 | 5 | 55 |
| Spencer | 14,822 | 77 | 2,023 | 87 | 4,784 | 69 | 0 | -- | 115 | 87 | 10 | 94 | 364 | 10 |
| Fleming | 14,480 | 78 | 3,930 | 59 | 1,377 | 104 | 13 | 58 | 701 | 22 | 18 | 49 | 62 | 26 |
| Morgan | 14,360 | 79 | 295 | 112 | 3,550 | 81 | 6 | 67 | 121 | 85 | 37 | 22 | 7 | 47 |
| Webster | 14,130 | 80 | 3,863 | 61 | 4,244 | 74 | 0 | -- | 71 | 96 | 9 | 101 | 0 | -- |
| Lewis | 13,820 | 81 | 877 | 106 | 3,520 | 82 | 0 | -- | 68 | 98 | 12 | 86 | 3 | 67 |
| Jackson | 13,622 | 82 | 653 | 108 | 1,369 | 105 | 0 | -- | 22 | 107 | 15 | 70 | 229 | 15 |
| Powell | 13,615 | 83 | 2,987 | 74 | 1,445 | 103 | 0 | -- | 438 | 35 | 14 | 76 | 15 | 39 |
| LaRue | 13,485 | 84 | 7,579 | 31 | 5,733 | 56 | 115 | 39 | 273 | 48 | 18 | 49 | 12 | 41 |
| Magoffin | 13,456 | 85 | 1,687 | 94 | 3,100 | 88 | 0 | -- | 0 | -- | 11 | 90 | 3 | 67 |
| Butler | 13,364 | 86 | 2,931 | 76 | 3,567 | 80 | 1 | 73 | 485 | 32 | 10 | 94 | 6 | 52 |
| Trigg | 13,249 | 87 | 3,625 | 64 | 536 | 113 | 209 | 27 | 1 | 111 | 15 | 70 | 236 | 13 |
| Caldwell | 12,879 | 88 | 2,248 | 83 | 1,819 | 98 | 0 | -- | 237 | 57 | 10 | 94 | 5 | 55 |
| Martin | 12,328 | 89 | 590 | 109 | 4,938 | 68 | 0 | -- | 59 | 100 | 18 | 49 | 1 | 79 |
| Leslie | 12,043 | 90 | 3,144 | 70 | 4,054 | 75 | 17 | 53 | 17 | 109 | 16 | 62 | 60 | 27 |
| Edmonson | 11,921 | 91 | 1,047 | 104 | 860 | 112 | 0 | -- | 175 | 73 | 10 | 94 | 6 | 53 |
| Todd | 11,863 | 92 | 2,956 | 75 | 3,296 | 86 | 0 | -- | 170 | 78 | 11 | 90 | 5 | 55 |
| Green | 11,667 | 93 | 1,692 | 93 | 4,490 | 73 | 0 | -- | 197 | 66 | 7 | 109 | 0 | -- |

| Item Number ----> | R | 67 | R | 68 | R | 69 | R | 70 | R | 73 | R | 75 | R | |
|-------------------|--------|------------|-------|--------------|--------|----------|-----|----------|-------|-----------|----|----------------------|-----|----|
| | A | Children's | A | Reference | A | Total | A | Total | A | Number of | A | Patrons Formally | A | |
| | N | Program | N | Transactions | N | Material | N | Material | N | Computer | N | Trained to use | N | |
| | K | Attendance | K | | K | Loaned | K | Borrowed | K | Terminals | K | Electronic Resources | K | |
| Monroe | 11,660 | 94 | 1,632 | 96 | 1,627 | 101 | 0 | -- | 69 | 97 | 9 | 101 | 5 | 55 |
| Bath | 11,538 | 95 | 1,838 | 89 | 12,556 | 27 | 1 | 73 | 44 | 102 | 8 | 106 | 0 | -- |
| Owen | 11,300 | 96 | 3,615 | 65 | 2,012 | 94 | 7 | 65 | 601 | 28 | 14 | 76 | 0 | -- |
| Washington | 11,266 | 97 | 3,036 | 73 | 1,044 | 110 | 50 | 46 | 427 | 36 | 9 | 101 | 3 | 67 |
| Carroll | 10,344 | 98 | 3,054 | 71 | 7,962 | 41 | 0 | -- | 512 | 31 | 13 | 80 | 0 | -- |
| Metcalfe | 10,165 | 99 | 1,586 | 97 | 2,959 | 89 | 0 | -- | 224 | 60 | 9 | 101 | 7 | 47 |
| Clinton | 9,558 | 100 | 4,914 | 52 | 4,952 | 67 | 0 | -- | 0 | -- | 11 | 90 | 2 | 76 |
| Trimble | 9,047 | 101 | 6,150 | 40 | 7,112 | 46 | 149 | 34 | 187 | 69 | 13 | 80 | 0 | -- |
| Crittenden | 8,999 | 102 | 375 | 111 | 2,000 | 95 | 0 | -- | 5 | 110 | 13 | 80 | 0 | -- |
| Bracken | 8,707 | 103 | 2,737 | 78 | 6,048 | 52 | 0 | -- | 110 | 90 | 12 | 86 | 3 | 67 |
| Hancock | 8,459 | 104 | 5,558 | 44 | 5,442 | 58 | 7 | 65 | 206 | 63 | 17 | 54 | 12 | 41 |
| Lyon | 8,205 | 105 | 1,665 | 95 | 17,681 | 16 | 0 | -- | 1,564 | 8 | 9 | 101 | 4 | 61 |
| Gallatin | 7,979 | 106 | 1,741 | 91 | 1,200 | 108 | 0 | -- | 322 | 44 | 13 | 80 | 6 | 54 |
| Lee | 7,786 | 107 | 1,537 | 99 | 2,076 | 92 | 17 | 53 | 290 | 46 | 5 | 110 | 0 | -- |
| Fulton | 7,357 | 108 | 1,252 | 102 | 2,042 | 93 | 25 | 48 | 246 | 54 | 17 | 54 | 12 | 41 |
| Cumberland | 7,168 | 109 | 192 | 114 | 3,400 | 84 | 15 | 56 | 237 | 57 | 3 | 114 | 162 | 21 |
| Nicholas | 7,076 | 110 | 2,262 | 82 | 1,100 | 109 | 0 | -- | 0 | -- | 15 | 70 | 4 | 61 |
| Wolfe | 7,045 | 111 | 723 | 107 | 8,620 | 37 | 21 | 51 | 230 | 59 | 12 | 86 | 4 | 61 |
| Elliott | 6,835 | 112 | 1,287 | 100 | 6,852 | 48 | 15 | 56 | 23 | 105 | 26 | 37 | 173 | 20 |
| Menifee | 6,766 | 113 | 1,028 | 105 | 5,000 | 66 | 0 | -- | 204 | 65 | 17 | 54 | 5 | 55 |
| Hickman | 5,172 | 114 | 20 | 116 | 168 | 116 | 0 | -- | 0 | -- | 3 | 114 | 0 | -- |
| Owsley | 4,749 | 115 | 125 | 115 | 13,630 | 22 | 144 | 35 | 616 | 27 | 4 | 111 | 0 | -- |
| Robertson | 2,308 | 116 | 4,975 | 51 | 8,002 | 40 | 12 | 61 | 173 | 74 | 3 | 114 | 32 | 32 |

GLOSSARY

- **ALA MLS**
Librarians with master's degrees from programs of library and information studies accredited by the American Library Association.
- **Annual Public Service Hours**
Sum of all public service hours for all central libraries, branches and bookmobiles.
- **Audio Books**
Books on cassette or compact disc.
- **Audio Compact Discs**
Audio compact discs that are not audio books.
- **Audiovisual Materials**
Includes videos, audio books, films, music cassettes, compact discs, recordings, microforms, etc.
- **Book Turnover**
Total book circulation divided by total book collection.
- **Bookmobile**
A truck or van that carries an organized collection of library materials, has paid staff, and regularly scheduled hours (bookmobile stops) for being open to the public.
- **Branch Library**
Auxiliary unit of an administrative entity which has all of the following: (1) separate quarters, (2) an organized collection of library materials, (3) paid staff, and (4) regularly scheduled hours for being open to the public.
- **Budget Expenditures**
Sum of costs for collection, personnel, and operations.
- **Capital Expenditures**
Major capital expenditures (the acquisition of or additions to fixed assets). Examples include expenditures for (a) site acquisitions; (b) new buildings; (c) additions to or renovation of library buildings; (d) furnishings, equipment, and initial book stock for new buildings, building additions, or building renovations; (e) library automation systems; (f) new vehicles; and (g) other one time major projects.
- **Capital Revenue**
Revenue to be used for major capital expenditures. Examples include funds received for a) site acquisition; b) new buildings; c) additions to or renovation of library buildings; d) furnishings, equipment, and initial book stock for new buildings, building additions, or building renovations; e) library automation systems; f) new vehicles; and g) and other one time major projects.

GLOSSARY

- **Children's Program Attendance**
The count of the audience at all programs for which the primary audience is children 14 years and under. Includes adults who attend programs intended primarily for children.
- **Circulation**
The total annual circulation of all library materials of all types, including renewals.
- **Data Conversion**
Process for creating electronic library records.
- **FTE (Full Time Equivalent)**
To ensure comparable national data use the following calculation for budgeted positions:

Hours worked by employees in a position / 40
- **General Operating Expenditures**
Library costs including supplies, rent, fees, building maintenance, postage, etc.
- **In-House Library Use**
A measure of all items used within the library but not checked out. This includes computer use, print material, and other library material.
- **Intellectual Freedom Incidents**
The number of challenged works.
- **Local Government Revenue**
All local government funds designated by the community, district, or region and available for expenditure by the public library. Does not include the value of any contributed or in-kind services, or the value of any gifts and donations, library fines, fees or grants.
- **Material Circulated, Central Library**
Total material circulated in central library only.
- **Material Circulation Per Capita**
Sum of all material circulated for the central library, branches, and bookmobiles, divided by population.
- **Other Operating Revenue**
This is all operating revenue other than that reported under local, state, and federal.
- **People Entering Library**
Attendance. The total number of persons entering the library for whatever purpose during the year.

GLOSSARY

- **Per Capita**
Statistics divided by the latest estimated county population. The census total for all 120 Kentucky counties is used in the computation of statewide per capita totals.
- **Population**
The latest county population estimates as released by the Kentucky Data Center.
- **Print Materials**
Books, periodicals, and newspapers
- **Reference Transaction**
An information contact which involves the knowledge, use, recommendations, interpretation, or instruction in the use of one or more information sources by a member of the library staff.
- **Total Electronic Access Costs**
Operating Expenditures for Electronic Access includes computer hardware and software used to support library operations, whether purchased or leased, mainframe and microcomputer. Includes expenditures for maintenance, and for equipment used to run information service products when that expenditure can be separated from the price of the product.
- **Total Library Staff**
Sum of total librarians and all other paid staff expressed as FTE.
- **Total Material Circulated**
Total of all material circulated for the central library, branches, and bookmobiles.
- **Total Operating Expenditures**
The sum of expenses for general operations, bookmobiles, computers, and continuing education.
- **Total Operating Revenue**
Sum of local, state, federal, and other operating revenue.
- **Total Staff Expense**
Salaries and benefits.
- **Users of Electronic Resources Per Year**
The annual number of users of electronic resources in the library. Electronic resources include, but are not limited to, Internet (WWW, email, Telnet, other), online indexes, CD-ROM reference materials, software, and the online catalog. Does not include staff use of these resources.

Cross-Index of County and Item, by Page Number

| Item Number | Is Item Defined in Glossary? (see pages 57-59) | Item | Page Number | | | |
|-------------|---|---------------------------------|---------------------------|-------------------------------|------------------------|----------------------------|
| | | | <i>Adair - Estill</i> | <i>Fayette - Lawrence</i> | <i>Lee - Perry</i> | <i>Pike - Woodford</i> |
| 1 | ★ | Local Government Revenue | 9 | 10 | 11 | 12 |
| 2 | | State Government Revenue | 9 | 10 | 11 | 12 |
| 3 | | Federal Government Revenue | 9 | 10 | 11 | 12 |
| 4 | ★ | Other Operating Revenue | 9 | 10 | 11 | 12 |
| 5 | ★ | Total Operating Revenue | 9 | 10 | 11 | 12 |
| 6 | | Library Income, Per Capita | 9 | 10 | 11 | 12 |
| 7 | ★ | Budget Expenditures | 9 | 10 | 11 | 12 |
| 8 | | Budget Expenditures, Per Capita | 9 | 10 | 11 | 12 |
| 9 | | Salary, Director | 9 | 10 | 11 | 12 |
| 10 | | Total Salaries | 13 | 14 | 15 | 16 |
| 11 | | Fringe Benefits | 13 | 14 | 15 | 16 |
| 12 | ★ | Total Staff Expense | 13 | 14 | 15 | 16 |
| 13 | ★ | Print Materials Expense | 13 | 14 | 15 | 16 |
| 14 | ★ | Audiovisual Materials Expense | 13 | 14 | 15 | 16 |
| 15 | | Collection Expenditures Total | 13 | 14 | 15 | 16 |
| 16 | | Building Repair, Cost | 13 | 14 | 15 | 16 |
| 17 | | Building Maintenance, Cost | 13 | 14 | 15 | 16 |
| 18 | | Audit Fee, Cost | 13 | 14 | 15 | 16 |
| 19 | | Insurance, Cost | 13 | 14 | 15 | 16 |
| 20 | ★ | General Operating Expenditures | 13 | 14 | 15 | 16 |
| 21 | | Total Bookmobile Cost | 17 | 18 | 19 | 20 |
| 22 | ★ | Total Electronic Access Costs | 17 | 18 | 19 | 20 |
| 23 | | Cost, Continuing Education | 17 | 18 | 19 | 20 |
| 24 | ★ | Total Operating Expenditures | 17 | 18 | 19 | 20 |
| 25 | ★ | Total Capital Expenditures | 17 | 18 | 19 | 20 |
| 26 | ★ | Total Capital Revenue | 17 | 18 | 19 | 20 |
| 27 | | Bookmobiles Hours Per Year | 17 | 18 | 19 | 20 |
| 28 | ★ | Annual Public Service Hours | 17 | 18 | 19 | 20 |
| 29 | | Square Feet, Main Library | 17 | 18 | 19 | 20 |
| 30 | ★ | Number of Branches | 17 | 18 | 19 | 20 |

Cross-Index of County and Item, by Page Number

| Item Number | Is Item Defined in Glossary? (see pages 57-59) | Item | Page Number | | | |
|-------------|---|--------------------------------------|---------------------------|-------------------------------|------------------------|----------------------------|
| | | | <i>Adair - Estill</i> | <i>Fayette - Lawrence</i> | <i>Lee - Perry</i> | <i>Pike - Woodford</i> |
| 31 | * | Number of Bookmobiles | 21 | 22 | 23 | 24 |
| 32 | | Square Feet, Branch Libraries | 21 | 22 | 23 | 24 |
| 33 | | Square Feet, Total | 21 | 22 | 23 | 24 |
| 34 | | Number of Groups Using Meeting Rooms | 21 | 22 | 23 | 24 |
| 35 | | Number of Meetings | 21 | 22 | 23 | 24 |
| 36 | * | Librarians with ALA MLS | 21 | 22 | 23 | 24 |
| 37 | | All Other Staff | 21 | 22 | 23 | 24 |
| 38 | * | Total Staff | 21 | 22 | 23 | 24 |
| 39 | | Collection, Adult Fiction | 21 | 22 | 23 | 24 |
| 40 | | Collection, Adult Non-Fiction | 21 | 22 | 23 | 24 |
| 41 | | Collection, Juvenile Fiction | 21 | 22 | 23 | 24 |
| 42 | | Collection, Juvenile Non-Fiction | 21 | 22 | 23 | 24 |
| 43 | | Total Book Collection | 25 | 26 | 27 | 28 |
| 44 | | Books, Per Capita | 25 | 26 | 27 | 28 |
| 45 | * | Audio Books | 25 | 26 | 27 | 28 |
| 46 | * | Audio Compact Discs | 25 | 26 | 27 | 28 |
| 47 | | Videos | 25 | 26 | 27 | 28 |
| 48 | | Subscriptions | 25 | 26 | 27 | 28 |
| 49 | | Registered Borrowers | 25 | 26 | 27 | 28 |
| 50 | * | People Entering Library | 25 | 26 | 27 | 28 |
| 51 | | Circulation, Adult Fiction | 25 | 26 | 27 | 28 |
| 52 | | Circulation, Adult Non-Fiction | 25 | 26 | 27 | 28 |
| 53 | | Circulation, Juvenile Fiction | 25 | 26 | 27 | 28 |
| 54 | | Circulation, Juvenile Non-Fiction | 25 | 26 | 27 | 28 |
| 55 | | Total Book Circulation | 29 | 30 | 31 | 32 |
| 56 | | Book Circulation, Per Capita | 29 | 30 | 31 | 32 |
| 57 | * | Book Turnover (Circ./Coll.) | 29 | 30 | 31 | 32 |
| 58 | * | Audio Books, Circulation | 29 | 30 | 31 | 32 |
| 59 | | Videos, Circulation | 29 | 30 | 31 | 32 |
| 60 | | Total Audio-Video Circulation | 29 | 30 | 31 | 32 |

Cross-Index of County and Item, by Page Number

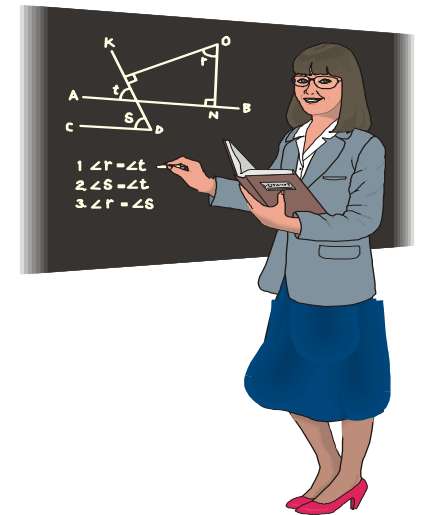
| Item Number | Is Item Defined in Glossary? (see pages 57-59) | Item | Page Number | | | |
|-------------|---|--|---------------------------|-------------------------------|------------------------|----------------------------|
| | | | <i>Adair - Estill</i> | <i>Fayette - Lawrence</i> | <i>Lee - Perry</i> | <i>Pike - Woodford</i> |
| 61 | ★ | Total Material Circulated | 29 | 30 | 31 | 32 |
| 62 | ★ | Material Circulation, Per Capita | 29 | 30 | 31 | 32 |
| 63 | ★ | Material Circulated, Central Library | 29 | 30 | 31 | 32 |
| 64 | | Total Bookmobile Circulation | 29 | 30 | 31 | 32 |
| 65 | ★ | Total In-House Library Use | 33 | 34 | 35 | 36 |
| 66 | ★ | People Using Electronic Resources | 33 | 34 | 35 | 36 |
| 67 | ★ | Children's Program Attendance | 33 | 34 | 35 | 36 |
| 68 | ★ | Reference Transactions | 33 | 34 | 35 | 36 |
| 69 | | Total Material Loaned | 33 | 34 | 35 | 36 |
| 70 | | Total Material Borrowed | 33 | 34 | 35 | 36 |
| 71 | ★ | Has Library Completed Data Conversion? | 33 | 34 | 35 | 36 |
| 72 | | Data Conversion Product Used or Planned | 33 | 34 | 35 | 36 |
| 73 | | Number of Computer Terminals | 37 | 38 | 39 | 40 |
| 74 | | Internet Terminals Used by General Public | 37 | 38 | 39 | 40 |
| 75 | | Patrons Trained to use Electronic Resources | 37 | 38 | 39 | 40 |
| 76 | ★ | Number of Titles, Intellectual Freedom Incidents | 37 | 38 | 39 | 40 |
| 77 | | Library Web Site | 37 | 38 | 39 | 40 |



THE COST PER PERSON FOR LIBRARY MATERIAL IN KENTUCKY PUBLIC LIBRARIES IS \$3.27, ROUGHLY THE SAME AS A BIG MAC[®] AND FRIES.

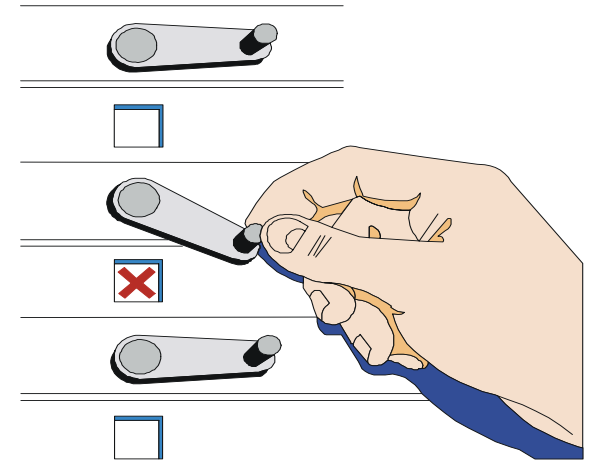


THE AVERAGE KENTUCKY PUBLIC LIBRARY DIRECTOR'S SALARY IS 4% LESS THAN THE AVERAGE KENTUCKY TEACHER'S SALARY







THERE ARE 48% MORE REGISTERED PUBLIC LIBRARY BORROWERS THAN REGISTERED VOTERS WHO CAST BALLOTS IN THE 2004 PRESIDENTIAL ELECTION





BOOKMOBILE CIRCULATION IS OVER 1.8 MILLION, OR 1.14 ITEMS PER KENTUCKY HOUSEHOLD. TOTAL CIRCULATION IS 15.5 ITEMS PER KENTUCKY HOUSEHOLD.





16 MILLION PEOPLE ENTERED KENTUCKY PUBLIC LIBRARIES, FIVE TIMES THE NUMBER OF HORSES THAT WERE RAISED ON KENTUCKY FARMS

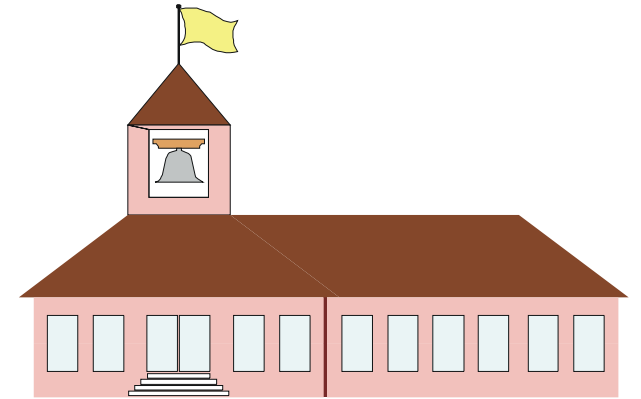


THERE ARE 4,298 COMPUTER TERMINALS IN KENTUCKY'S PUBLIC LIBRARIES, NEARLY EQUAL TO THE NUMBER OF CHICKENS SERVED AT THE INTERNATIONAL BAR-B.Q. FESTIVAL IN OWENSBORO.






**MAIN LIBRARIES,
BRANCHES AND
BOOKMOBILES TOTAL 277.
THERE ARE 4.5 TIMES AS
MANY PUBLIC SCHOOLS.**



**THERE ARE 18 TIMES
MORE REFERENCE
QUESTIONS IN KENTUCKY
PUBLIC LIBRARIES THAN
THERE ARE TRAFFIC
ACCIDENTS IN THE STATE.**



Kentucky information from Clark's Kentucky Almanac and Book of Facts 2006, The Clark Group, 2005

| County | % of Total Income from Local Government | R A N K | % of Total Income from State Government | R A N K | % of Total Income from Federal Government | R A N K | Staff Expenditures Per Staff (FTE) | R A N K | Fringe Benefits, % of Staff Expenditures | R A N K |
|-----------------------------|---|------------------|---|------------------|---|------------------|--|------------------|--|------------------|
| Adair | 79.2% | 90 | 10.9% | 24 | 9.9% | 5 | \$21,485 | 50 | 15.5% | 99 |
| Allen | 91.2% | 19 | 3.3% | 101 | 0.0% | 60 | \$23,607 | 34 | 24.4% | 25 |
| Anderson | 94.5% | 4 | 3.0% | 109 | 0.0% | 61 | \$20,464 | 56 | 27.3% | 11 |
| Ballard/Carlisle/Livingston | 19.0% | 114 | 80.5% | 2 | 0.0% | 62 | \$22,140 | 43 | 30.4% | 4 |
| Barren | 89.3% | 41 | 5.4% | 76 | 0.0% | 63 | \$24,838 | 26 | 14.5% | 101 |
| Bath | 79.9% | 87 | 15.6% | 12 | 0.0% | 64 | \$19,373 | 65 | 16.0% | 94 |
| Bell | 90.8% | 25 | 6.5% | 66 | 0.0% | 65 | \$23,224 | 36 | 20.3% | 64 |
| Boone | 91.9% | 15 | 0.6% | 116 | 2.1% | 21 | \$28,629 | 8 | 18.8% | 79 |
| Bourbon | 90.5% | 27 | 3.8% | 93 | 1.0% | 33 | \$25,200 | 24 | 23.4% | 33 |
| Boyd | 91.5% | 17 | 4.1% | 88 | 0.0% | 66 | \$24,337 | 31 | 20.5% | 59 |
| Boyle | 76.9% | 100 | 7.6% | 46 | 4.1% | 14 | \$25,589 | 23 | 22.4% | 41 |
| Bracken | 94.0% | 6 | 6.0% | 70 | 0.0% | 67 | \$15,572 | 90 | 21.2% | 52 |
| Breathitt | 88.2% | 52 | 7.1% | 60 | 0.0% | 68 | \$18,943 | 67 | 48.7% | 1 |
| Breckinridge | 86.8% | 64 | 7.4% | 53 | 0.0% | 69 | \$14,348 | 99 | 24.5% | 22 |
| Bullitt | 86.8% | 65 | 3.2% | 103 | 0.4% | 50 | \$27,444 | 12 | 18.3% | 83 |
| Butler | 86.2% | 68 | 10.0% | 30 | 0.2% | 52 | \$19,885 | 61 | 10.3% | 110 |
| Caldwell | 84.5% | 72 | 15.5% | 13 | 0.0% | 70 | \$16,868 | 84 | 22.6% | 40 |
| Calloway | 84.8% | 71 | 7.6% | 45 | 0.1% | 57 | \$20,872 | 51 | 27.6% | 10 |
| Campbell | 89.4% | 37 | 5.9% | 71 | 0.5% | 43 | \$24,669 | 28 | 17.3% | 89 |
| Carroll | 91.7% | 16 | 3.5% | 98 | 1.5% | 24 | \$26,012 | 21 | 19.7% | 71 |
| Casey | 88.0% | 55 | 7.5% | 48 | 0.0% | 71 | \$21,669 | 48 | 6.7% | 116 |
| Christian | 49.2% | 112 | 15.3% | 14 | 0.0% | 72 | \$21,670 | 47 | 24.3% | 26 |
| Clark | 90.0% | 32 | 3.0% | 108 | 0.0% | 73 | \$25,010 | 25 | 24.9% | 20 |
| Clay | 77.7% | 96 | 13.5% | 16 | 7.7% | 6 | \$10,487 | 111 | 10.6% | 109 |
| Clinton | 80.0% | 86 | 17.1% | 9 | 0.0% | 74 | \$14,023 | 100 | 26.8% | 12 |
| Crittenden | 89.6% | 36 | 9.6% | 35 | 0.0% | 75 | \$12,550 | 105 | 21.4% | 49 |
| Cumberland | 82.9% | 77 | 10.9% | 25 | 0.4% | 45 | \$11,156 | 109 | 21.9% | 47 |
| Daviess | 91.0% | 22 | 3.0% | 110 | 0.4% | 48 | \$26,406 | 19 | 20.8% | 56 |
| Edmonson | 61.1% | 108 | 18.2% | 7 | 14.9% | 2 | \$16,166 | 87 | 13.0% | 104 |
| Elliott | 0.0% | 115 | 96.1% | 1 | 0.0% | 76 | \$12,470 | 106 | 12.4% | 106 |

| County | % of Total Income from Local Government | RANK | % of Total Income from State Government | RANK | % of Total Income from Federal Government | RANK | Staff Expenditures Per Staff (FTE) | RANK | Fringe Benefits, % of Staff Expenditures | RANK |
|-----------|---|------|---|------|---|------|------------------------------------|------|--|------|
| Estill | 89.1% | 44 | 7.3% | 55 | 0.0% | 77 | \$18,536 | 72 | 16.0% | 95 |
| Fayette | 92.8% | 11 | 1.8% | 114 | 0.0% | 58 | \$24,533 | 29 | 19.1% | 74 |
| Fleming | 74.5% | 104 | 7.6% | 44 | 5.6% | 11 | \$18,118 | 75 | 17.4% | 88 |
| Floyd | 90.5% | 29 | 7.6% | 47 | 0.0% | 78 | \$25,645 | 22 | 18.8% | 78 |
| Franklin | 91.2% | 20 | 1.9% | 113 | 0.0% | 79 | \$30,917 | 4 | 19.0% | 75 |
| Fulton | 79.0% | 91 | 7.3% | 56 | 11.2% | 3 | \$15,624 | 89 | 18.3% | 84 |
| Gallatin | 93.3% | 9 | 4.8% | 82 | 0.0% | 80 | \$27,429 | 13 | 17.1% | 90 |
| Garrard | 87.1% | 61 | 7.4% | 52 | 0.0% | 81 | \$18,056 | 76 | 20.9% | 55 |
| Grant | 76.8% | 101 | 16.2% | 10 | 0.0% | 59 | \$24,414 | 30 | 25.5% | 17 |
| Graves | 88.9% | 46 | 6.3% | 67 | 0.1% | 56 | \$18,945 | 66 | 23.7% | 30 |
| Grayson | 81.7% | 81 | 6.7% | 64 | 6.6% | 8 | \$17,804 | 78 | 24.5% | 24 |
| Green | 71.7% | 106 | 12.0% | 21 | 6.1% | 10 | \$14,595 | 96 | 20.4% | 63 |
| Greenup | 90.0% | 30 | 3.7% | 95 | 0.0% | 82 | \$20,503 | 54 | 8.2% | 114 |
| Hancock | 88.6% | 49 | 4.4% | 84 | 0.0% | 83 | \$17,266 | 82 | 21.2% | 51 |
| Hardin | 85.2% | 70 | 10.5% | 28 | 0.0% | 84 | \$22,655 | 40 | 22.6% | 39 |
| Harlan | 88.5% | 51 | 7.9% | 41 | 0.0% | 85 | \$23,086 | 37 | 20.9% | 54 |
| Harrison | 86.4% | 67 | 5.3% | 78 | 0.0% | 86 | \$26,815 | 16 | 23.8% | 29 |
| Hart | 77.7% | 97 | 7.8% | 43 | 7.6% | 7 | \$17,737 | 79 | 11.9% | 107 |
| Henderson | 87.7% | 57 | 3.8% | 94 | 0.0% | 87 | \$29,293 | 6 | 20.0% | 68 |
| Henry | 93.9% | 7 | 6.1% | 69 | 0.0% | 88 | \$29,266 | 7 | 20.0% | 67 |
| Hickman | 0.0% | 116 | 78.1% | 3 | 0.0% | 89 | \$4,800 | 116 | 12.8% | 105 |
| Hopkins | 78.7% | 93 | 9.6% | 34 | 0.8% | 36 | \$18,311 | 74 | 14.9% | 100 |
| Jackson | 55.8% | 109 | 9.1% | 38 | 0.0% | 90 | \$12,401 | 107 | 17.5% | 87 |
| Jefferson | 92.0% | 14 | 3.5% | 99 | 1.2% | 28 | \$26,530 | 18 | 19.3% | 73 |
| Jessamine | 93.4% | 8 | 3.1% | 106 | 0.4% | 46 | \$23,340 | 35 | 20.7% | 57 |
| Johnson | 89.3% | 40 | 5.4% | 77 | 3.6% | 16 | \$20,738 | 53 | 22.2% | 42 |
| Kenton | 89.8% | 33 | 1.6% | 115 | 0.8% | 35 | \$21,558 | 49 | 18.4% | 82 |
| Knott | 32.6% | 113 | 62.3% | 4 | 0.0% | 91 | \$5,859 | 115 | 6.9% | 115 |
| Knox | 87.7% | 56 | 11.2% | 23 | 0.0% | 92 | \$28,326 | 10 | 18.7% | 80 |
| LaRue | 87.6% | 58 | 8.3% | 40 | 0.0% | 93 | \$17,732 | 80 | 22.0% | 46 |

| County | % of Total Income from Local Government | R A N K | % of Total Income from State Government | R A N K | % of Total Income from Federal Government | R A N K | Staff Expenditures Per Staff (FTE) | R A N K | Fringe Benefits, % of Staff Expenditures | R A N K |
|------------|---|------------------|---|------------------|---|------------------|--|------------------|--|------------------|
| Laurel | 80.3% | 84 | 13.3% | 18 | 0.0% | 94 | \$18,859 | 68 | 26.6% | 14 |
| Lawrence | 94.5% | 5 | 5.5% | 73 | 0.0% | 95 | \$18,588 | 71 | 16.7% | 92 |
| Lee | 79.5% | 89 | 10.0% | 31 | 1.2% | 29 | \$19,636 | 63 | 15.9% | 96 |
| Leslie | 94.6% | 1 | 3.5% | 97 | 0.1% | 53 | \$36,138 | 1 | 15.9% | 97 |
| Letcher | 89.3% | 39 | 5.5% | 74 | 1.4% | 26 | \$23,057 | 38 | 18.9% | 77 |
| Lewis | 80.6% | 83 | 13.3% | 17 | 0.0% | 96 | \$27,769 | 11 | 24.5% | 21 |
| Lincoln | 84.5% | 73 | 9.4% | 36 | 0.0% | 97 | \$17,022 | 83 | 23.3% | 35 |
| Logan | 89.0% | 45 | 4.0% | 91 | 1.7% | 22 | \$26,718 | 17 | 21.5% | 48 |
| Lyon | 90.0% | 31 | 6.9% | 62 | 0.0% | 98 | \$17,639 | 81 | 20.7% | 58 |
| Madison | 88.1% | 53 | 4.4% | 85 | 1.2% | 30 | \$24,179 | 33 | 21.1% | 53 |
| Magoffin | 88.7% | 48 | 11.3% | 22 | 0.0% | 99 | \$10,165 | 113 | 36.2% | 2 |
| Marion | 81.3% | 82 | 7.5% | 50 | 2.9% | 17 | \$18,735 | 70 | 16.2% | 93 |
| Marshall | 94.5% | 3 | 2.5% | 111 | 0.6% | 40 | \$16,688 | 85 | 23.1% | 37 |
| Martin | 94.6% | 2 | 4.7% | 83 | 0.0% | 100 | \$14,395 | 98 | 27.6% | 9 |
| Mason | 91.3% | 18 | 4.3% | 86 | 0.0% | 101 | \$19,989 | 60 | 20.5% | 61 |
| McCracken | 89.4% | 38 | 3.1% | 104 | 0.5% | 42 | \$24,276 | 32 | 21.4% | 50 |
| McCreary | 86.8% | 63 | 8.4% | 39 | 1.1% | 31 | \$22,068 | 45 | 20.4% | 62 |
| Meade | 89.6% | 35 | 6.3% | 68 | 4.1% | 13 | \$15,478 | 92 | 18.0% | 85 |
| Menifee | 78.7% | 94 | 10.1% | 29 | 11.2% | 4 | \$11,745 | 108 | 22.9% | 38 |
| Mercer | 88.5% | 50 | 3.4% | 100 | 0.8% | 37 | \$27,360 | 14 | 23.3% | 34 |
| Metcalfe | 51.8% | 111 | 42.3% | 5 | 0.0% | 102 | \$18,829 | 69 | 14.2% | 102 |
| Monroe | 79.5% | 88 | 12.1% | 20 | 0.3% | 51 | \$14,913 | 94 | 9.3% | 111 |
| Montgomery | 78.2% | 95 | 7.2% | 58 | 4.3% | 12 | \$17,875 | 77 | 23.6% | 31 |
| Morgan | 75.4% | 102 | 9.9% | 32 | 0.0% | 103 | \$20,286 | 58 | 24.2% | 27 |
| Muhlenberg | 90.5% | 28 | 4.1% | 89 | 0.7% | 39 | \$18,384 | 73 | 29.2% | 6 |
| Nelson | 92.0% | 13 | 3.6% | 96 | 0.4% | 47 | \$24,752 | 27 | 19.8% | 70 |
| Nicholas | 78.9% | 92 | 17.3% | 8 | 0.0% | 104 | \$10,484 | 112 | 17.0% | 91 |
| Ohio | 90.7% | 26 | 5.2% | 79 | 1.4% | 27 | \$15,499 | 91 | 26.5% | 15 |
| Oldham | 80.3% | 85 | 13.0% | 19 | 1.0% | 34 | \$31,788 | 3 | 18.6% | 81 |
| Owen | 82.6% | 79 | 4.8% | 81 | 2.6% | 18 | \$22,066 | 46 | 20.2% | 66 |

| County | % of Total Income from Local Government | R A N K | % of Total Income from State Government | R A N K | % of Total Income from Federal Government | R A N K | Staff Expenditures Per Staff (FTE) | R A N K | Fringe Benefits, % of Staff Expenditures | R A N K |
|------------|---|------------------|---|------------------|---|------------------|--|------------------|--|------------------|
| Owsley | 54.3% | 110 | 9.2% | 37 | 0.0% | 105 | \$14,855 | 95 | 24.5% | 23 |
| Pendleton | 82.9% | 78 | 6.5% | 65 | 0.0% | 106 | \$22,137 | 44 | 17.6% | 86 |
| Perry | 92.9% | 10 | 3.2% | 102 | 0.1% | 55 | \$28,392 | 9 | 31.3% | 3 |
| Pike | 92.7% | 12 | 3.1% | 105 | 0.4% | 49 | \$22,680 | 39 | 30.0% | 5 |
| Powell | 83.7% | 75 | 9.9% | 33 | 0.6% | 41 | \$26,401 | 20 | 22.2% | 44 |
| Pulaski | 91.0% | 23 | 4.2% | 87 | 0.0% | 107 | \$20,468 | 55 | 22.1% | 45 |
| Robertson | 72.5% | 105 | 10.7% | 26 | 0.0% | 108 | \$13,761 | 103 | 9.2% | 112 |
| Rockcastle | 77.6% | 98 | 18.7% | 6 | 0.0% | 109 | \$11,046 | 110 | 8.6% | 113 |
| Rowan | 82.1% | 80 | 5.6% | 72 | 2.4% | 19 | \$19,531 | 64 | 23.9% | 28 |
| Russell | 75.3% | 103 | 15.8% | 11 | 3.8% | 15 | \$20,168 | 59 | 28.9% | 7 |
| Scott | 89.1% | 43 | 3.1% | 107 | 0.0% | 110 | \$29,676 | 5 | 20.5% | 60 |
| Shelby | 90.9% | 24 | 4.1% | 90 | 0.4% | 44 | \$27,146 | 15 | 19.8% | 69 |
| Simpson | 87.4% | 59 | 5.5% | 75 | 0.0% | 111 | \$20,809 | 52 | 26.7% | 13 |
| Spencer | 87.0% | 62 | 7.0% | 61 | 1.1% | 32 | \$19,753 | 62 | 26.1% | 16 |
| Taylor | 87.2% | 60 | 7.1% | 59 | 1.4% | 25 | \$13,933 | 102 | 28.4% | 8 |
| Todd | 77.4% | 99 | 13.5% | 15 | 0.0% | 112 | \$12,593 | 104 | 11.7% | 108 |
| Trigg | 86.8% | 66 | 7.9% | 42 | 0.8% | 38 | \$13,985 | 101 | 20.3% | 65 |
| Trimble | 88.1% | 54 | 5.1% | 80 | 1.6% | 23 | \$16,066 | 88 | 23.1% | 36 |
| Union | 83.7% | 74 | 7.4% | 51 | 0.0% | 113 | \$20,303 | 57 | 15.7% | 98 |
| Warren | 89.7% | 34 | 3.8% | 92 | 0.1% | 54 | \$33,866 | 2 | 19.5% | 72 |
| Washington | 85.5% | 69 | 7.5% | 49 | 2.3% | 20 | \$22,304 | 41 | 23.6% | 32 |
| Wayne | 88.8% | 47 | 7.3% | 54 | 0.0% | 114 | \$22,217 | 42 | 25.2% | 18 |
| Webster | 89.2% | 42 | 7.2% | 57 | 0.0% | 115 | \$14,408 | 97 | 25.2% | 19 |
| Whitley | 83.1% | 76 | 6.9% | 63 | 6.2% | 9 | \$15,456 | 93 | 22.2% | 43 |
| Wolfe | 62.6% | 107 | 10.5% | 27 | 25.4% | 1 | \$9,378 | 114 | 13.0% | 103 |
| Woodford | 91.1% | 21 | 2.3% | 112 | 0.0% | 116 | \$16,629 | 86 | 18.9% | 76 |
| Average: | 89.3% | | 4.3% | | 1.0% | | \$23,188 | | 20.2% | |

| County | Staff Expenditures, % of Total Expenditures | R A N K | Collection Expenditures, % of Total Expenditures | R A N K | Collection Expenditures, Per Visit | R A N K | Registered Borrowers, Per Capita | R A N K | Library Visits, Per Capita | R A N K |
|-----------------------------|---|------------------|--|------------------|--|------------------|--|------------------|-------------------------------|------------------|
| Adair | 76.9% | 2 | 6.9% | 107 | \$0.63 | 80 | 46.7% | 53 | 1.1 | 110 |
| Allen | 59.5% | 55 | 15.1% | 42 | \$0.49 | 94 | 51.3% | 40 | 6.1 | 11 |
| Anderson | 54.0% | 87 | 12.6% | 73 | \$1.61 | 6 | 66.1% | 23 | 2.3 | 81 |
| Ballard/Carlisle/Livingston | 58.1% | 59 | 18.4% | 14 | \$1.18 | 17 | 23.1% | 97 | 0.4 | 116 |
| Barren | 60.8% | 42 | 17.4% | 17 | \$1.22 | 15 | 9.7% | 111 | 1.7 | 99 |
| Bath | 46.3% | 107 | 15.9% | 33 | \$1.10 | 29 | 22.9% | 98 | 3.0 | 57 |
| Bell | 63.3% | 35 | 9.6% | 96 | \$0.69 | 71 | 34.9% | 83 | 2.3 | 80 |
| Boone | 59.9% | 51 | 19.5% | 11 | \$1.45 | 9 | 58.7% | 34 | 4.9 | 21 |
| Bourbon | 58.0% | 60 | 17.1% | 20 | \$1.17 | 19 | 49.6% | 44 | 3.6 | 44 |
| Boyd | 60.0% | 50 | 13.8% | 55 | \$0.50 | 91 | 50.5% | 41 | 8.0 | 3 |
| Boyle | 52.2% | 92 | 11.7% | 86 | \$1.13 | 22 | 98.4% | 6 | 3.2 | 52 |
| Bracken | 41.6% | 113 | 7.2% | 106 | \$1.05 | 31 | 38.6% | 75 | 1.9 | 96 |
| Breathitt | 52.3% | 91 | 12.9% | 66 | \$0.97 | 40 | 37.9% | 77 | 2.4 | 79 |
| Breckinridge | 66.2% | 15 | 14.5% | 48 | \$0.59 | 82 | 31.2% | 90 | 3.2 | 51 |
| Bullitt | 67.5% | 11 | 23.1% | 4 | \$1.12 | 27 | 49.8% | 43 | 3.3 | 50 |
| Butler | 65.5% | 19 | 12.4% | 77 | \$0.58 | 84 | 32.0% | 89 | 2.8 | 65 |
| Caldwell | 51.1% | 97 | 16.8% | 25 | \$1.49 | 7 | 21.3% | 101 | 1.9 | 97 |
| Calloway | 54.2% | 86 | 22.3% | 5 | \$0.80 | 55 | 56.1% | 36 | 3.9 | 38 |
| Campbell | 59.2% | 56 | 16.3% | 30 | \$0.83 | 52 | 64.3% | 24 | 6.0 | 13 |
| Carroll | 57.5% | 64 | 20.2% | 10 | \$1.01 | 34 | 32.4% | 88 | 6.0 | 12 |
| Casey | 65.7% | 16 | 10.1% | 94 | \$0.66 | 76 | 81.0% | 14 | 2.5 | 74 |
| Christian | 51.9% | 95 | 20.7% | 8 | \$0.72 | 66 | 41.6% | 64 | 1.6 | 103 |
| Clark | 50.3% | 100 | 12.5% | 76 | \$0.79 | 57 | 85.0% | 9 | 4.9 | 20 |
| Clay | 49.7% | 102 | 16.6% | 26 | \$1.18 | 18 | 6.5% | 115 | 1.0 | 111 |
| Clinton | 64.2% | 26 | 12.5% | 75 | \$0.35 | 101 | 40.3% | 70 | 3.8 | 40 |
| Crittenden | 58.0% | 61 | 12.7% | 70 | \$1.02 | 33 | 62.6% | 28 | 2.3 | 84 |
| Cumberland | 63.7% | 33 | 14.4% | 50 | \$1.29 | 12 | 34.9% | 84 | 1.7 | 98 |
| Daviess | 60.4% | 47 | 13.5% | 58 | \$0.77 | 62 | 74.8% | 18 | 4.2 | 33 |
| Edmonson | 50.1% | 101 | 9.0% | 101 | \$0.54 | 87 | 12.5% | 107 | 2.4 | 77 |
| Elliott | 66.6% | 12 | 14.2% | 53 | \$0.18 | 115 | 81.5% | 13 | 4.9 | 19 |

| County | Staff Expenditures, % of Total Expenditures | R A N K | Collection Expenditures, % of Total Expenditures | R A N K | Collection Expenditures, Per Visit | R A N K | Registered Borrowers, Per Capita | R A N K | Library Visits, Per Capita | R A N K |
|-----------|---|------------------|--|------------------|--|------------------|--|------------------|-------------------------------|------------------|
| Estill | 59.7% | 54 | 13.1% | 62 | \$0.40 | 99 | 28.4% | 95 | 4.5 | 27 |
| Fayette | 64.6% | 23 | 12.4% | 78 | \$0.75 | 64 | 41.3% | 66 | 6.6 | 8 |
| Fleming | 50.9% | 98 | 17.1% | 21 | \$0.36 | 100 | 50.3% | 42 | 8.5 | 2 |
| Floyd | 63.3% | 34 | 0.6% | 116 | \$0.12 | 116 | 42.5% | 61 | 0.4 | 115 |
| Franklin | 54.2% | 85 | 14.3% | 52 | \$1.12 | 25 | 51.3% | 39 | 4.2 | 35 |
| Fulton | 53.8% | 89 | 11.8% | 85 | \$0.73 | 65 | 36.3% | 80 | 4.1 | 36 |
| Gallatin | 57.1% | 66 | 9.1% | 99 | \$0.58 | 83 | 37.0% | 79 | 5.1 | 17 |
| Garrard | 65.6% | 18 | 12.7% | 71 | \$0.71 | 69 | 46.3% | 55 | 2.6 | 69 |
| Grant | 55.8% | 74 | 15.7% | 39 | \$1.21 | 16 | 33.2% | 86 | 2.5 | 76 |
| Graves | 42.8% | 110 | 12.2% | 80 | \$0.27 | 108 | 60.3% | 32 | 5.5 | 14 |
| Grayson | 56.4% | 72 | 13.3% | 59 | \$0.72 | 68 | 47.0% | 51 | 2.5 | 73 |
| Green | 63.8% | 30 | 11.5% | 87 | \$0.65 | 79 | 19.3% | 103 | 2.2 | 87 |
| Greenup | 52.1% | 94 | 13.7% | 56 | \$0.85 | 50 | 62.5% | 29 | 3.1 | 54 |
| Hancock | 60.5% | 46 | 11.8% | 84 | \$2.10 | 2 | 44.9% | 58 | 2.2 | 90 |
| Hardin | 69.0% | 10 | 15.8% | 36 | \$0.79 | 60 | 39.8% | 71 | 1.5 | 105 |
| Harlan | 73.3% | 3 | 12.2% | 81 | \$0.61 | 81 | 20.7% | 102 | 2.2 | 88 |
| Harrison | 64.3% | 25 | 15.7% | 37 | \$0.66 | 78 | 66.2% | 22 | 5.3 | 15 |
| Hart | 56.9% | 70 | 9.9% | 95 | \$0.35 | 103 | 45.5% | 56 | 3.0 | 55 |
| Henderson | 65.6% | 17 | 14.3% | 51 | \$0.72 | 67 | 77.3% | 17 | 4.2 | 32 |
| Henry | 61.1% | 40 | 16.4% | 28 | \$0.85 | 49 | 49.0% | 48 | 3.6 | 43 |
| Hickman | 27.5% | 116 | 15.3% | 41 | \$0.50 | 93 | 18.4% | 104 | 1.2 | 107 |
| Hopkins | 62.4% | 38 | 17.3% | 18 | \$0.50 | 92 | 99.8% | 5 | 3.8 | 39 |
| Jackson | 54.9% | 83 | 22.2% | 6 | \$1.28 | 13 | 10.4% | 109 | 2.1 | 92 |
| Jefferson | 63.2% | 36 | 16.9% | 23 | \$0.79 | 58 | 49.0% | 47 | 5.1 | 18 |
| Jessamine | 55.7% | 76 | 14.5% | 49 | \$0.98 | 39 | 63.0% | 26 | 4.4 | 29 |
| Johnson | 64.7% | 22 | 9.2% | 97 | \$0.66 | 77 | 47.5% | 50 | 1.9 | 94 |
| Kenton | 58.8% | 57 | 15.8% | 35 | \$1.01 | 35 | 72.6% | 20 | 7.3 | 6 |
| Knott | 54.4% | 84 | 18.4% | 13 | \$0.98 | 38 | 6.4% | 116 | 0.5 | 114 |
| Knox | 71.4% | 5 | 6.6% | 108 | \$0.25 | 110 | 45.2% | 57 | 1.6 | 102 |
| LaRue | 60.6% | 45 | 15.7% | 38 | \$0.53 | 88 | 55.7% | 38 | 4.6 | 26 |

| County | Staff Expenditures, % of Total Expenditures | R A N K | Collection Expenditures, % of Total Expenditures | R A N K | Collection Expenditures, Per Visit | R A N K | Registered Borrowers, Per Capita | R A N K | Library Visits, Per Capita | R A N K |
|------------|---|------------------|--|------------------|--|------------------|--|------------------|-------------------------------|------------------|
| Laurel | 42.4% | 111 | 24.6% | 3 | \$2.52 | 1 | 39.0% | 73 | 2.9 | 64 |
| Lawrence | 60.3% | 48 | 6.3% | 110 | \$0.33 | 106 | 41.1% | 67 | 3.7 | 42 |
| Lee | 64.0% | 28 | 9.0% | 100 | \$0.23 | 112 | 79.2% | 16 | 4.8 | 22 |
| Leslie | 61.0% | 41 | 13.0% | 63 | \$1.12 | 23 | 102.6% | 4 | 3.6 | 46 |
| Letcher | 55.8% | 75 | 15.5% | 40 | \$1.06 | 30 | 57.4% | 35 | 3.0 | 56 |
| Lewis | 52.4% | 90 | 17.9% | 16 | \$0.34 | 105 | 9.6% | 112 | 4.3 | 30 |
| Lincoln | 60.1% | 49 | 14.9% | 44 | \$0.51 | 89 | 28.8% | 94 | 2.9 | 61 |
| Logan | 66.3% | 14 | 16.9% | 24 | \$0.68 | 75 | 46.7% | 52 | 6.1 | 10 |
| Lyon | 50.7% | 99 | 18.6% | 12 | \$1.12 | 26 | 93.9% | 7 | 3.6 | 45 |
| Madison | 44.3% | 109 | 12.7% | 69 | \$0.58 | 85 | 35.9% | 82 | 3.7 | 41 |
| Magoffin | 57.1% | 67 | 9.1% | 98 | \$1.16 | 20 | 31.2% | 91 | 0.8 | 113 |
| Marion | 57.6% | 63 | 12.3% | 79 | \$0.68 | 74 | 62.6% | 27 | 2.6 | 70 |
| Marshall | 41.8% | 112 | 13.0% | 65 | \$0.90 | 46 | 68.9% | 21 | 4.2 | 34 |
| Martin | 55.6% | 77 | 5.3% | 114 | \$1.22 | 14 | 210.7% | 2 | 1.1 | 109 |
| Mason | 60.6% | 44 | 16.2% | 31 | \$0.94 | 44 | 87.3% | 8 | 2.9 | 59 |
| McCracken | 51.5% | 96 | 20.2% | 9 | \$0.96 | 42 | 64.0% | 25 | 5.2 | 16 |
| McCreary | 65.3% | 20 | 13.6% | 57 | \$0.70 | 70 | 61.7% | 31 | 2.7 | 68 |
| Meade | 55.4% | 80 | 18.3% | 15 | \$0.77 | 61 | 33.9% | 85 | 3.4 | 48 |
| Menifee | 65.2% | 21 | 6.1% | 111 | \$0.18 | 114 | 42.1% | 63 | 7.0 | 7 |
| Mercer | 70.8% | 8 | 13.1% | 61 | \$0.80 | 56 | 81.8% | 12 | 4.4 | 28 |
| Metcalfe | 66.5% | 13 | 10.6% | 92 | \$0.51 | 90 | 15.9% | 106 | 2.7 | 67 |
| Monroe | 57.0% | 68 | 10.5% | 93 | \$0.57 | 86 | 12.1% | 108 | 2.3 | 83 |
| Montgomery | 57.8% | 62 | 14.6% | 47 | \$0.69 | 72 | 21.8% | 99 | 2.9 | 60 |
| Morgan | 70.9% | 7 | 6.3% | 109 | \$0.46 | 97 | 18.0% | 105 | 2.2 | 86 |
| Muhlenberg | 63.9% | 29 | 14.6% | 45 | \$1.81 | 4 | 46.5% | 54 | 1.7 | 101 |
| Nelson | 55.5% | 78 | 20.8% | 7 | \$0.95 | 43 | 41.3% | 65 | 4.6 | 25 |
| Nicholas | 46.9% | 106 | 24.8% | 2 | \$1.46 | 8 | 24.1% | 96 | 2.6 | 72 |
| Ohio | 64.2% | 27 | 14.6% | 46 | \$1.00 | 36 | 38.2% | 76 | 2.9 | 62 |
| Oldham | 64.3% | 24 | 11.1% | 89 | \$0.81 | 53 | 61.9% | 30 | 2.4 | 78 |
| Owen | 46.0% | 108 | 12.7% | 72 | \$1.05 | 32 | 21.4% | 100 | 3.2 | 53 |

| County | Staff Expenditures, % of Total Expenditures | R A N K | Collection Expenditures, % of Total Expenditures | R A N K | Collection Expenditures, Per Visit | R A N K | Registered Borrowers, Per Capita | R A N K | Library Visits, Per Capita | R A N K |
|------------|---|------------------|--|------------------|--|------------------|--|------------------|-------------------------------|------------------|
| Owsley | 41.5% | 114 | 5.1% | 115 | \$0.25 | 111 | 122.6% | 3 | 6.2 | 9 |
| Pendleton | 58.5% | 58 | 16.4% | 27 | \$0.68 | 73 | 42.3% | 62 | 4.0 | 37 |
| Perry | 63.8% | 31 | 16.3% | 29 | \$1.75 | 5 | 49.6% | 45 | 1.9 | 95 |
| Pike | 55.1% | 82 | 12.1% | 82 | \$0.84 | 51 | 40.9% | 68 | 2.6 | 71 |
| Powell | 78.5% | 1 | 5.6% | 112 | \$0.25 | 109 | 29.9% | 92 | 3.5 | 47 |
| Pulaski | 57.5% | 65 | 15.0% | 43 | \$0.99 | 37 | 36.0% | 81 | 2.5 | 75 |
| Robertson | 48.3% | 105 | 7.8% | 104 | \$0.34 | 104 | 227.7% | 1 | 7.5 | 4 |
| Rockcastle | 59.8% | 53 | 8.6% | 102 | \$0.44 | 98 | 29.6% | 93 | 1.2 | 108 |
| Rowan | 61.3% | 39 | 11.1% | 90 | \$0.92 | 45 | 40.5% | 69 | 2.1 | 91 |
| Russell | 71.8% | 4 | 5.4% | 113 | \$0.35 | 102 | 74.2% | 19 | 2.0 | 93 |
| Scott | 49.2% | 104 | 13.2% | 60 | \$0.96 | 41 | 84.8% | 10 | 4.7 | 23 |
| Shelby | 63.7% | 32 | 15.9% | 34 | \$1.34 | 11 | 48.8% | 49 | 1.4 | 106 |
| Simpson | 55.4% | 79 | 11.8% | 83 | \$0.22 | 113 | 44.2% | 59 | 10.5 | 1 |
| Spencer | 49.2% | 103 | 12.9% | 68 | \$0.79 | 59 | 9.3% | 113 | 2.7 | 66 |
| Taylor | 70.7% | 9 | 7.4% | 105 | \$1.15 | 21 | 38.7% | 74 | 0.9 | 112 |
| Todd | 71.3% | 6 | 8.0% | 103 | \$0.47 | 96 | 82.4% | 11 | 1.7 | 100 |
| Trigg | 53.9% | 88 | 12.6% | 74 | \$0.29 | 107 | 56.1% | 37 | 7.4 | 5 |
| Trimble | 62.9% | 37 | 11.2% | 88 | \$0.87 | 48 | 37.9% | 78 | 3.3 | 49 |
| Union | 37.8% | 115 | 12.9% | 67 | \$1.11 | 28 | 7.8% | 114 | 2.2 | 85 |
| Warren | 60.6% | 43 | 14.1% | 54 | \$1.45 | 10 | 59.6% | 33 | 2.2 | 89 |
| Washington | 59.9% | 52 | 17.2% | 19 | \$1.12 | 24 | 33.1% | 87 | 2.9 | 63 |
| Wayne | 56.6% | 71 | 17.0% | 22 | \$0.89 | 47 | 39.5% | 72 | 3.0 | 58 |
| Webster | 55.3% | 81 | 26.4% | 1 | \$1.98 | 3 | 44.1% | 60 | 2.3 | 82 |
| Whitley | 57.0% | 69 | 10.9% | 91 | \$0.76 | 63 | 9.9% | 110 | 1.6 | 104 |
| Wolfe | 55.9% | 73 | 16.1% | 32 | \$0.47 | 95 | 79.5% | 15 | 4.7 | 24 |
| Woodford | 52.1% | 93 | 13.0% | 64 | \$0.80 | 54 | 49.1% | 46 | 4.3 | 31 |
| Average: | 59.5% | | 15.0% | | \$0.84 | | 49.6% | | 3.9 | |

| County | Library Visits, Per Registered Borrower | R A N K | Library Visits, Per Hour | R A N K | Audiovisual Circulation, % of Total Circulation | R A N K | Total Circulation Per Registered Borrower | R A N K | Total Circulation Per Visit | R A N K | Total Circulation Per Hour | R A N K |
|-----------------------------|---|------------------|-----------------------------|------------------|--|------------------|--|------------------|--------------------------------------|------------------|-------------------------------------|------------------|
| Adair | 2.4 | 112 | 4.8 | 108 | 8.9% | 100 | 5.5 | 109 | 2.4 | 24 | 11.2 | 104 |
| Allen | 11.8 | 25 | 32.1 | 18 | 29.9% | 26 | 11.6 | 57 | 1.0 | 107 | 31.5 | 34 |
| Anderson | 3.5 | 102 | 10.3 | 79 | 38.7% | 16 | 7.2 | 101 | 2.0 | 36 | 21.0 | 72 |
| Ballard/Carlisle/Livingston | 1.6 | 114 | 4.3 | 110 | 47.9% | 3 | 13.5 | 46 | 8.6 | 1 | 37.0 | 27 |
| Barren | 17.7 | 9 | 13.4 | 60 | 14.2% | 75 | 32.7 | 6 | 1.8 | 47 | 24.6 | 55 |
| Bath | 13.2 | 22 | 8.9 | 88 | 14.6% | 74 | 20.2 | 25 | 1.5 | 70 | 13.6 | 95 |
| Bell | 6.6 | 64 | 10.0 | 81 | 16.1% | 70 | 8.0 | 95 | 1.2 | 97 | 12.1 | 100 |
| Boone | 8.3 | 48 | 36.1 | 16 | 23.4% | 43 | 14.4 | 41 | 1.7 | 54 | 63.1 | 13 |
| Bourbon | 7.2 | 59 | 26.9 | 21 | 35.4% | 19 | 11.6 | 59 | 1.6 | 65 | 43.0 | 20 |
| Boyd | 15.8 | 15 | 44.5 | 8 | 43.4% | 8 | 11.3 | 61 | 0.7 | 114 | 31.8 | 33 |
| Boyle | 3.3 | 106 | 21.8 | 31 | 21.7% | 48 | 8.8 | 87 | 2.7 | 13 | 58.5 | 14 |
| Bracken | 4.8 | 86 | 4.9 | 107 | 13.4% | 83 | 9.4 | 78 | 2.0 | 42 | 9.5 | 108 |
| Breathitt | 6.2 | 68 | 13.9 | 58 | 5.7% | 109 | 10.9 | 66 | 1.8 | 53 | 24.4 | 56 |
| Breckinridge | 10.4 | 33 | 10.7 | 75 | 6.1% | 108 | 14.0 | 43 | 1.4 | 85 | 14.5 | 91 |
| Bullitt | 6.6 | 65 | 21.7 | 32 | 29.3% | 29 | 8.3 | 91 | 1.3 | 89 | 27.3 | 43 |
| Butler | 8.7 | 44 | 10.2 | 80 | 13.5% | 79 | 10.6 | 71 | 1.2 | 94 | 12.4 | 99 |
| Caldwell | 8.7 | 43 | 9.6 | 84 | 9.7% | 98 | 23.5 | 17 | 2.7 | 12 | 25.8 | 51 |
| Calloway | 7.0 | 60 | 25.2 | 27 | 25.1% | 40 | 10.3 | 72 | 1.5 | 74 | 36.9 | 28 |
| Campbell | 9.3 | 40 | 51.3 | 7 | 44.8% | 6 | 15.2 | 36 | 1.6 | 62 | 84.2 | 6 |
| Carroll | 18.5 | 8 | 23.3 | 29 | 32.7% | 23 | 28.4 | 13 | 1.5 | 68 | 35.9 | 29 |
| Casey | 3.1 | 107 | 9.4 | 86 | 17.7% | 65 | 7.1 | 102 | 2.3 | 26 | 21.8 | 67 |
| Christian | 3.9 | 93 | 41.3 | 10 | 19.5% | 58 | 5.3 | 110 | 1.4 | 81 | 56.2 | 15 |
| Clark | 5.8 | 73 | 32.7 | 17 | 20.4% | 55 | 9.1 | 81 | 1.6 | 67 | 51.5 | 16 |
| Clay | 14.7 | 18 | 5.6 | 103 | 13.1% | 86 | 20.4 | 24 | 1.4 | 78 | 7.8 | 113 |
| Clinton | 9.4 | 39 | 10.6 | 76 | 16.1% | 71 | 23.8 | 16 | 2.5 | 20 | 26.9 | 45 |
| Crittenden | 3.7 | 98 | 6.6 | 96 | 7.1% | 105 | 7.7 | 100 | 2.1 | 32 | 14.0 | 92 |
| Cumberland | 5.0 | 85 | 3.8 | 113 | 13.3% | 84 | 22.3 | 20 | 4.4 | 5 | 17.0 | 84 |
| Daviess | 5.6 | 75 | 103.9 | 2 | 29.6% | 27 | 8.9 | 84 | 1.6 | 66 | 164.4 | 2 |
| Edmonson | 19.4 | 6 | 6.4 | 98 | 16.8% | 69 | 33.7 | 5 | 1.7 | 55 | 11.0 | 105 |
| Elliott | 6.1 | 69 | 14.0 | 57 | 28.3% | 32 | 6.5 | 105 | 1.1 | 103 | 15.1 | 88 |

| County | Library Visits, Per Registered Borrower | R A N K | Library Visits, Per Hour | R A N K | Audiovisual Circulation, % of Total Circulation | R A N K | Total Circulation Per Registered Borrower | R A N K | Total Circulation Per Visit | R A N K | Total Circulation Per Hour | R A N K |
|-----------|---|------------------|-----------------------------|------------------|--|------------------|--|------------------|--------------------------------------|------------------|-------------------------------------|------------------|
| Estill | 15.7 | 16 | 18.1 | 39 | 5.0% | 111 | 19.5 | 27 | 1.2 | 91 | 22.4 | 66 |
| Fayette | 16.0 | 13 | 86.9 | 4 | 39.6% | 12 | 21.2 | 22 | 1.3 | 87 | 115.6 | 5 |
| Fleming | 16.8 | 10 | 28.0 | 19 | 17.1% | 68 | 15.7 | 34 | 0.9 | 109 | 26.2 | 49 |
| Floyd | 1.0 | 115 | 4.3 | 109 | 44.4% | 7 | 6.9 | 103 | 7.2 | 3 | 31.2 | 36 |
| Franklin | 8.1 | 51 | 59.3 | 6 | 35.0% | 20 | 16.5 | 33 | 2.0 | 37 | 120.3 | 4 |
| Fulton | 11.3 | 28 | 7.6 | 93 | 27.4% | 39 | 32.3 | 7 | 2.9 | 9 | 21.6 | 69 |
| Gallatin | 13.8 | 19 | 16.7 | 42 | 54.1% | 1 | 13.1 | 50 | 0.9 | 108 | 15.8 | 87 |
| Garrard | 5.7 | 74 | 11.7 | 71 | 7.6% | 103 | 14.6 | 40 | 2.6 | 17 | 30.1 | 39 |
| Grant | 7.4 | 56 | 20.7 | 33 | 24.3% | 41 | 9.7 | 77 | 1.3 | 88 | 27.0 | 44 |
| Graves | 9.1 | 41 | 44.3 | 9 | 20.2% | 56 | 7.8 | 97 | 0.9 | 113 | 38.2 | 25 |
| Grayson | 5.4 | 79 | 14.3 | 52 | 23.3% | 44 | 7.8 | 98 | 1.4 | 75 | 20.7 | 74 |
| Green | 11.3 | 27 | 8.4 | 90 | 17.5% | 67 | 17.3 | 30 | 1.5 | 69 | 12.8 | 97 |
| Greenup | 5.0 | 84 | 13.0 | 63 | 10.0% | 95 | 6.8 | 104 | 1.4 | 83 | 17.7 | 83 |
| Hancock | 4.8 | 87 | 3.3 | 115 | 24.0% | 42 | 12.7 | 52 | 2.6 | 14 | 8.6 | 111 |
| Hardin | 3.8 | 94 | 19.6 | 34 | 14.2% | 76 | 5.8 | 108 | 1.5 | 72 | 29.4 | 41 |
| Harlan | 10.5 | 31 | 10.3 | 78 | 12.4% | 88 | 11.9 | 56 | 1.1 | 101 | 11.7 | 102 |
| Harrison | 8.0 | 52 | 25.0 | 28 | 28.2% | 33 | 8.2 | 93 | 1.0 | 106 | 25.5 | 53 |
| Hart | 6.7 | 63 | 14.3 | 53 | 5.4% | 110 | 11.4 | 60 | 1.7 | 57 | 24.3 | 57 |
| Henderson | 5.5 | 77 | 40.4 | 12 | 47.0% | 5 | 8.8 | 86 | 1.6 | 64 | 65.2 | 12 |
| Henry | 7.4 | 57 | 13.8 | 59 | 9.3% | 99 | 10.6 | 69 | 1.4 | 76 | 19.9 | 76 |
| Hickman | 6.5 | 66 | 4.2 | 111 | 3.7% | 116 | 7.8 | 99 | 1.2 | 96 | 5.1 | 115 |
| Hopkins | 3.8 | 95 | 26.2 | 22 | 21.4% | 49 | 3.5 | 112 | 0.9 | 110 | 24.0 | 59 |
| Jackson | 20.2 | 5 | 7.2 | 94 | 22.7% | 46 | 41.8 | 2 | 2.1 | 34 | 14.9 | 89 |
| Jefferson | 10.3 | 34 | 67.6 | 5 | 10.6% | 92 | 11.2 | 64 | 1.1 | 102 | 73.1 | 8 |
| Jessamine | 6.9 | 61 | 38.5 | 14 | 39.3% | 14 | 12.5 | 54 | 1.8 | 49 | 69.1 | 9 |
| Johnson | 4.1 | 90 | 11.9 | 69 | 12.9% | 87 | 10.7 | 68 | 2.6 | 16 | 31.2 | 37 |
| Kenton | 10.1 | 36 | 106.4 | 1 | 41.9% | 9 | 16.7 | 32 | 1.7 | 60 | 175.8 | 1 |
| Knott | 7.7 | 53 | 2.5 | 116 | 27.8% | 34 | 31.0 | 8 | 4.0 | 6 | 9.9 | 107 |
| Knox | 3.6 | 100 | 14.3 | 51 | 18.2% | 63 | 4.2 | 111 | 1.2 | 98 | 16.7 | 85 |
| LaRue | 8.2 | 49 | 14.7 | 48 | 8.7% | 101 | 9.9 | 76 | 1.2 | 95 | 17.8 | 82 |

| County | Library Visits, Per Registered Borrower | R A N K | Library Visits, Per Hour | R A N K | Audiovisual Circulation, % of Total Circulation | R A N K | Total Circulation Per Registered Borrower | R A N K | Total Circulation Per Visit | R A N K | Total Circulation Per Hour | R A N K |
|------------|---|------------------|-----------------------------|------------------|--|------------------|--|------------------|--------------------------------------|------------------|-------------------------------------|------------------|
| Laurel | 7.3 | 58 | 18.4 | 37 | 27.4% | 37 | 12.9 | 51 | 1.8 | 51 | 32.5 | 32 |
| Lawrence | 9.0 | 42 | 14.5 | 50 | 4.6% | 112 | 12.2 | 55 | 1.4 | 84 | 19.6 | 79 |
| Lee | 6.1 | 70 | 16.3 | 45 | 13.4% | 81 | 8.3 | 90 | 1.4 | 80 | 22.4 | 65 |
| Leslie | 3.5 | 103 | 9.8 | 82 | 19.7% | 57 | 9.1 | 82 | 2.6 | 15 | 25.7 | 52 |
| Letcher | 5.3 | 80 | 6.5 | 97 | 14.0% | 78 | 9.3 | 79 | 1.8 | 52 | 11.5 | 103 |
| Lewis | 45.2 | 1 | 16.4 | 44 | 4.1% | 114 | 62.5 | 1 | 1.4 | 79 | 22.7 | 63 |
| Lincoln | 10.1 | 37 | 19.2 | 35 | 38.4% | 17 | 22.6 | 19 | 2.2 | 27 | 42.8 | 22 |
| Logan | 13.1 | 23 | 26.0 | 23 | 49.4% | 2 | 24.5 | 14 | 1.9 | 44 | 48.8 | 17 |
| Lyon | 3.8 | 97 | 9.7 | 83 | 17.7% | 66 | 9.0 | 83 | 2.4 | 23 | 23.0 | 61 |
| Madison | 10.4 | 32 | 40.1 | 13 | 39.2% | 15 | 17.2 | 31 | 1.7 | 59 | 66.4 | 10 |
| Magoffin | 2.6 | 110 | 5.6 | 104 | 11.4% | 90 | 13.9 | 44 | 5.3 | 4 | 29.5 | 40 |
| Marion | 4.2 | 89 | 12.6 | 64 | 19.2% | 61 | 8.5 | 89 | 2.0 | 35 | 25.9 | 50 |
| Marshall | 6.0 | 71 | 13.3 | 61 | 20.9% | 52 | 15.0 | 38 | 2.5 | 22 | 33.1 | 31 |
| Martin | 0.5 | 116 | 3.8 | 112 | 19.5% | 59 | 1.2 | 116 | 2.2 | 29 | 8.5 | 112 |
| Mason | 3.4 | 104 | 13.2 | 62 | 13.2% | 85 | 6.5 | 106 | 1.9 | 43 | 25.4 | 54 |
| McCracken | 8.2 | 50 | 91.5 | 3 | 47.2% | 4 | 13.7 | 45 | 1.7 | 58 | 153.3 | 3 |
| McCreary | 4.3 | 88 | 11.1 | 73 | 20.5% | 54 | 7.9 | 96 | 1.8 | 46 | 20.6 | 75 |
| Meade | 10.2 | 35 | 25.5 | 24 | 34.7% | 21 | 12.5 | 53 | 1.2 | 93 | 31.4 | 35 |
| Menifee | 16.6 | 12 | 18.2 | 38 | 41.4% | 10 | 15.1 | 37 | 0.9 | 111 | 16.5 | 86 |
| Mercer | 5.4 | 78 | 21.8 | 30 | 27.7% | 35 | 10.6 | 70 | 2.0 | 40 | 42.6 | 23 |
| Metcalfe | 16.7 | 11 | 8.2 | 91 | 15.6% | 72 | 36.4 | 4 | 2.2 | 30 | 17.8 | 80 |
| Monroe | 18.9 | 7 | 6.8 | 95 | 11.3% | 91 | 28.4 | 12 | 1.5 | 71 | 10.3 | 106 |
| Montgomery | 13.4 | 20 | 25.5 | 25 | 28.5% | 31 | 24.4 | 15 | 1.8 | 48 | 46.6 | 18 |
| Morgan | 12.2 | 24 | 12.4 | 67 | 6.6% | 106 | 22.7 | 18 | 1.9 | 45 | 23.1 | 60 |
| Muhlenberg | 3.6 | 101 | 8.5 | 89 | 13.4% | 82 | 8.3 | 92 | 2.3 | 25 | 19.6 | 78 |
| Nelson | 11.2 | 29 | 25.4 | 26 | 29.5% | 28 | 11.6 | 58 | 1.0 | 105 | 26.5 | 47 |
| Nicholas | 10.7 | 30 | 7.7 | 92 | 4.5% | 113 | 30.4 | 9 | 2.8 | 10 | 21.7 | 68 |
| Ohio | 7.5 | 55 | 18.0 | 40 | 10.5% | 93 | 10.0 | 74 | 1.3 | 86 | 24.0 | 58 |
| Oldham | 3.9 | 92 | 16.1 | 46 | 31.9% | 25 | 8.6 | 88 | 2.2 | 28 | 35.6 | 30 |
| Owen | 15.0 | 17 | 14.5 | 49 | 22.4% | 47 | 29.2 | 11 | 2.0 | 41 | 28.4 | 42 |

| County | Library Visits, Per Registered Borrower | R A N K | Library Visits, Per Hour | R A N K | Audiovisual Circulation, % of Total Circulation | R A N K | Total Circulation Per Registered Borrower | R A N K | Total Circulation Per Visit | R A N K | Total Circulation Per Hour | R A N K |
|------------|---|------------------|-----------------------------|------------------|--|------------------|--|------------------|--------------------------------------|------------------|-------------------------------------|------------------|
| Owsley | 5.0 | 83 | 14.1 | 56 | 39.4% | 13 | 3.1 | 114 | 0.6 | 116 | 8.7 | 110 |
| Pendleton | 9.5 | 38 | 14.2 | 55 | 34.6% | 22 | 13.2 | 49 | 1.4 | 77 | 19.8 | 77 |
| Perry | 3.8 | 96 | 12.6 | 65 | 32.2% | 24 | 8.1 | 94 | 2.1 | 31 | 26.7 | 46 |
| Pike | 6.4 | 67 | 12.3 | 68 | 29.2% | 30 | 11.1 | 65 | 1.7 | 56 | 21.3 | 71 |
| Powell | 11.7 | 26 | 11.9 | 70 | 10.4% | 94 | 13.4 | 47 | 1.1 | 99 | 13.6 | 94 |
| Pulaski | 6.8 | 62 | 10.8 | 74 | 15.5% | 73 | 11.3 | 62 | 1.7 | 61 | 17.8 | 81 |
| Robertson | 3.3 | 105 | 3.4 | 114 | 13.5% | 80 | 2.9 | 115 | 0.9 | 112 | 3.0 | 116 |
| Rockcastle | 4.0 | 91 | 5.4 | 105 | 10.0% | 96 | 10.1 | 73 | 2.5 | 18 | 13.7 | 93 |
| Rowan | 5.2 | 82 | 11.6 | 72 | 21.2% | 50 | 9.2 | 80 | 1.8 | 50 | 20.7 | 73 |
| Russell | 2.7 | 109 | 6.0 | 100 | 8.5% | 102 | 5.8 | 107 | 2.1 | 33 | 12.8 | 98 |
| Scott | 5.6 | 76 | 36.6 | 15 | 27.4% | 38 | 11.2 | 63 | 2.0 | 38 | 73.8 | 7 |
| Shelby | 2.8 | 108 | 12.4 | 66 | 7.6% | 104 | 9.9 | 75 | 3.6 | 8 | 44.3 | 19 |
| Simpson | 23.7 | 4 | 40.4 | 11 | 22.7% | 45 | 15.5 | 35 | 0.7 | 115 | 26.4 | 48 |
| Spencer | 28.9 | 2 | 16.5 | 43 | 18.9% | 62 | 39.2 | 3 | 1.4 | 82 | 22.4 | 64 |
| Taylor | 2.4 | 111 | 5.0 | 106 | 11.5% | 89 | 19.3 | 28 | 8.2 | 2 | 41.1 | 24 |
| Todd | 2.1 | 113 | 5.8 | 102 | 6.1% | 107 | 3.4 | 113 | 1.6 | 63 | 9.4 | 109 |
| Trigg | 13.2 | 21 | 27.1 | 20 | 27.7% | 36 | 14.9 | 39 | 1.1 | 100 | 30.7 | 38 |
| Trimble | 8.7 | 45 | 9.1 | 87 | 18.1% | 64 | 21.7 | 21 | 2.5 | 21 | 22.7 | 62 |
| Union | 28.4 | 3 | 6.3 | 99 | 3.9% | 115 | 30.2 | 10 | 1.1 | 104 | 6.7 | 114 |
| Warren | 3.6 | 99 | 17.0 | 41 | 40.9% | 11 | 14.0 | 42 | 3.9 | 7 | 65.8 | 11 |
| Washington | 8.6 | 47 | 10.6 | 77 | 14.1% | 77 | 10.7 | 67 | 1.2 | 90 | 13.1 | 96 |
| Wayne | 7.6 | 54 | 15.5 | 47 | 19.5% | 60 | 20.9 | 23 | 2.8 | 11 | 42.9 | 21 |
| Webster | 5.2 | 81 | 5.8 | 101 | 36.8% | 18 | 13.2 | 48 | 2.5 | 19 | 14.6 | 90 |
| Whitley | 15.9 | 14 | 9.5 | 85 | 9.9% | 97 | 19.6 | 26 | 1.2 | 92 | 11.7 | 101 |
| Wolfe | 5.9 | 72 | 14.3 | 54 | 21.1% | 51 | 8.8 | 85 | 1.5 | 73 | 21.4 | 70 |
| Woodford | 8.7 | 46 | 18.9 | 36 | 20.8% | 53 | 17.4 | 29 | 2.0 | 39 | 37.8 | 26 |
| Average: | 7.9 | | 26.4 | | 26.9% | | 12.0 | | 1.5 | | 39.8 | |

Web Links to Public Library Statistics and Resources

Kentucky Department for Libraries and Archives “Public Library Statistics” -- <http://kdla.ky.gov/libsupport/statistics.htm>

This section of the KDLA web site contains links to the Statistical Report of Kentucky Public Libraries, library comparisons, and other library statistics pages.

Informata Connect -- <http://connect.informata.com>

Connect is a powerful, easy to use online statistical tool for creating tables and graphs comparing libraries throughout the country. Collect is licensed to all Kentucky public libraries, their staff and trustees. You will need a login and password to use the program.

Kentucky State Data Center -- <http://ksdc.louisville.edu/>

Essential resource for demographic information about Kentucky and its counties.

American Library Association, Office for Research and Statistics -- <http://www.ala.org/ala/ors/statsaboutlib/statisticsabout.htm>

Offers wide range of information and links to studies of all types of libraries.

Library Research Service -- <http://www.lrs.org/>

“The Library Research Service generates library statistics and research for library and education professionals, public officials, and the media. LRS reports and analyzes statistics on school, public, and academic libraries, and conducts studies on major library issues that are reported in the Fast Facts and Closer Look series.”

National Center for Education Statistics’ “Compare Public Libraries” -- <http://nces.ed.gov/surveys/libraries/compare/Index.asp>

“Compare Public Libraries allows users to compare one library (the library of interest) with similar libraries (the comparison group). For example, a user may wish to compare one library's total circulation with the total circulation of a group of libraries with similar total expenditures.”